ATLANTA PUBLIC SCHOOLS

HUMPHRIES ELEMENTARY SCHOOL RENOVATIONS & MODIFICATIONS

3029 HUMPHRIES DRIVE, SE
ATLANTA, GA 30354

100% CONSTRUCTION DOCUMENTS: 05/15/19
GADOE FINAL SET

DESIGN TEAM

ARCHITECT
CDH PARTNERS
Melissa Cantrell
675 Tower Road
Marietta, GA 30060
t 770-423-0016

CIVIL
Eberly & Associates
Mike Wright
2951 Flowers Rd. S., #119
Atlanta, GA 30341
t 770-452-7849

LANDSCAPE
Anderson Design
John Anderson
PO Box 491632
Lawrenceville, GA 30049
t 770-277-1157

STRUCTURAL
Wallace Engineering
Sarah Appleton
887 W. Marietta St. NW, Ste. G
Atlanta, GA 30318
t 404-815-4282

MEPFP
RMF
Vance Nall
990 Hammond Dr. Ste 630
Atlanta, GA 30328
t 678-810-0028

INTERIOR
CDH Partners
Courtney Harwell
675 Tower Road
Marietta, GA 30060
t 770-423-0016

DRAWING INDEX

SHEET NUMBER	SHEET NAME	11.16.18 SCHEMATIC DESIGN	01.28.19 DESIGN DEVELOPMENT	AUDC APPLICATION PACKAGE	03.04.19 LDP SUBMISSION	03.11.19 50% CDs	04.15.19 95% CDs	05.15.19 100% CDs
01 TITLE SHEET								
T001	COVER SHEET	●	●	●	●	●	●	●
02 GENERAL INFORMATION								
G001	GENERAL INFORMATION		●			●	●	●
G002	MOUNTING HEIGHTS / TYPICAL TOILET ACCESSORIES LAYOUTS					●	●	●
03 CIVIL	*SUBMITTED UNDER SEPARATE COVER FOR LDP PROCESS*							
C101	COVER SHEET & GENERAL NOTES		●	●	●	●	●	●
C201	SITE DEMOLITION PLAN		●	●	●	●	●	●
C301	SITE LAYOUT & STAKING PLAN		●	●	●	●	●	●
C401	SITE GRADING & DRAINAGE PLAN		●	●	●	●	●	●
C402	POND DETAILS I						●	●
C403	POND DETAILS II						●	●
C501	SITE UTILITY PLAN		●	●	●	●	●	●
C601	UTILITY PROFILES				●	●	●	●
C701	CONSTRUCTION DETAILS				●	●	●	●
C702	CONSTRUCTION DETAILS				●	●	●	●
C703	CONSTRUCTION DETAILS				●	●	●	●
C704	CONSTRUCTION DETAILS				●	●	●	●
C705	CONSTRUCTION DETAILS				●	●	●	●
C706	CONSTRUCTION DETAILS				●	●	●	●
EC101	ES&PC NOTES				●	●	●	●
EC102	ES&PC NOTES				●	●	●	●
EC201	INITIAL ES&PC PLAN				●	●	●	●
EC202	INTERMEDIATE ES&PC PLAN				●	●	●	●
EC203	FINAL ES&PC PLAN				●	●	●	●
EC301	ES&PC DETAILS I				●	●	●	●
EC302	ES&PC DETAILS II				●	●	●	●
EC303	ES&PC DETAILS III				●	●	●	●
EC304	ES&PC DETAILS IV				●	●	●	●
EC305	ES & PC DETAILS V						●	●
H100	HARDSCAPE PLAN					●	●	●
H200	HARDSCAPE DETAILS					●	●	●
L100	TREE PROTECTION PLAN				●	●	●	●
L200	LANDSCAPE PLAN				●	●	●	●
L300	LANDSCAPE DETAILS/ PLANT LIST/ TREE CALCULATIONS				●	●	●	●
03 DEMOLITION								
D101	DEMOLITION PLAN - MAIN LEVEL	●	●	●		●	●	●
D102	DEMOLITION PLAN - UPPER LEVEL	●	●	●		●	●	●
D200	DEMO EXTERIOR ELEVATIONS		●	●		●	●	●
D201	DEMO EXTERIOR ELEVATIONS		●	●		●	●	●
04 LIFE SAFETY								
LS01	LIFE SAFETY PLAN - MAIN LEVEL		●		●	●	●	●
LS02	LIFE SAFETY PLAN - UPPER LEVEL		●		●	●	●	●
05 SITE PLAN								
AS01	ARCHITECTURAL SITE PLAN	●	●	●		●	●	●
06 ARCHITECTURAL								
A001	PARTITION TYPES					●	●	●
A021	DOOR SCHEDULE, TYPES & DETAILS		●			●	●	●
A031	WINDOW ELEVATIONS AND DETAILS					●	●	●
A101	FLOOR PLAN - MAIN LEVEL	●	●	●	●	●	●	●
A102	FLOOR PLAN - UPPER LEVEL	●	●	●	●	●	●	●
A131	ENLARGED PLANS	●				●	●	●
A132	ENLARGED PLANS					●	●	●
A133	ENLARGED PLANS					●	●	●
A151	ROOF PLAN	●	●			●	●	●
A152	ROOF DETAILS					●	●	●
A200	EXTERIOR ELEVATIONS	●	●	●	●	●	●	●
A201	EXTERIOR ELEVATIONS	●	●	●	●	●	●	●
A251	BUILDING & WALL SECTIONS		●			●	●	●
A252	BUILDING & WALL SECTIONS					●	●	●
A301	VERTICAL CIRC. - PLANS & DETAILS					●	●	●
A350	VERTICAL CIRC.- SECTIONS						●	●
A401	REFLECTED CEILING PLAN - MAIN LEVEL		●			●	●	●
A402	REFLECTED CEILING PLAN - UPPER LEVEL		●			●	●	●
A551	DETAILS						●	●
A552	DETAILS							●
A601	MILLWORK AND INTERIOR ELEV.					●	●	●
A651	MILLWORK DETAILS & SECTIONS					●	●	●
A700	FINISH SCHEDULE AND NOTES		●			●	●	●
A701	FINISH PLAN - MAIN LEVEL		●			●	●	●
A702	FINISH PLAN - UPPER LEVEL		●			●	●	●
A801	FURNITURE PLAN - MAIN LEVEL		●			●	●	●
A802	FURNITURE PLAN - UPPER LEVEL		●			●	●	●

SHEET NUMBER	SHEET NAME	11.16.18 SCHEMATIC DESIGN	01.28.19 DESIGN DEVELOPMENT	AUDC APPLICATION PACKAGE	03.04.19 LDP SUBMISSION	03.11.19 50% CDs	04.15.19 95% CDs	05.15.19 100% CDs
08 STRUCTURAL								
S001	GENERAL NOTES		●			●	●	●
S002	STRUCTURAL SPECIAL INSPECTIONS		●			●	●	●
S003	TYPICAL DETAILS		●			●	●	●
S004	TYPICAL DETAILS		●			●	●	●
S101	FOUNDATION PLAN		●			●	●	●
S102	FLOOR FRAMING PLAN		●			●	●	●
S103	ROOF FRAMING PLAN		●			●	●	●
S201	FOUNDATION DETAILS		●			●	●	●
S202	FOUNDATION DETAILS						●	●
S301	BRACED FRAME ELEVATIONS AND FRAMING ELEVATION	●				●	●	●
S401	FRAMING DETAILS	●				●	●	●
S402	FRAMING DETAILS	●				●	●	●
S403	FRAMING DETAILS						●	●
09 MECHANICAL								
M-001	MECHANICAL NOTES, SYMBOLS AND ABBREVIATIONS	●				●	●	●
M-101	MECHANICAL LOWER LEVEL NEW WORK PLAN	●				●	●	●
M-102	MECHANICAL UPPER LEVEL NEW WORK PLAN	●				●	●	●
M-201	MECHANICAL ROOF NEW WORK PLAN	●				●	●	●
M-301	MECHANICAL PART PLANS	●				●	●	●
M-401	MECHANICAL CONTROLS SCHEMATIC	●				●	●	●
M-402	MECHANICAL CONTROLS SCHEMATIC							●
M-501	MECHANICAL SCHEDULES	●				●	●	●
M-601	MECHANICAL DETAILS	●				●	●	●
MD-101	MECHANICAL LOWER LEVEL DEMOLITION PLAN	●				●	●	●
MD-102	MECHANICAL UPPER LEVEL DEMOLITION PLAN	●				●	●	●
10 PLUMBING								
P-001	PLUMBING NOTES SYMBOLS AND ABBREVIATIONS	●				●	●	●
P-101	PLUMBING LOWER LEVEL - SANITARY AND VENT	●				●	●	●
P-102	PLUMBING UPPER LEVEL - SANITARY AND VENT	●				●	●	●
P-103	PLUMBING ROOF - SANITARY AND VENT	●				●	●	●
P-201	PLUMBING LOWER LEVEL - DOMESTIC WATER	●				●	●	●
P-202	PLUMBING UPPER LEVEL - DOMESTIC WATER	●				●	●	●
P-301	PLUMBING ISOTMETRICS AND PART PLANS	●				●	●	●
P-401	PLUMBING DETAILS							●
P-501	PLUMBING DETAILS AND SCHEDULES	●				●	●	●
PD-101	PLUMBING LOWER LEVEL DEMOLITION PLAN	●				●	●	●
PD-102	PLUMBING UPPER LEVEL DEMOLITION PLAN	●				●	●	●
11 FIRE PROTECTION								
FP-001	FIRE PROTECTION NOTES, SYMBOLS AND ABBREVIATIONS	●				●	●	●
FP-101	FIRE PROTECTION LOWER LEVEL NEW WORK PLAN	●				●	●	●
FP-102	FIRE PROTECTION UPPER LEVEL NEW WORK	●				●	●	●
FP-201	FIRE PROTECTION DETAILS	●				●	●	●
12 ELECTRICAL								
E-001	ELECTRICAL SYMBOLS AND ABBREVIATIONS	●				●	●	●
E-002	ELECTRICAL GENERAL NOTES	●				●	●	●
E-101	ELECTRICAL POWER NEW WORK PLAN - LOWER LEVEL	●				●	●	●
E-102	ELECTRICAL POWER NEW WORK PLAN - UPPER LEVEL	●				●	●	●
E-103	ELECTRICAL POWER NEW WORK PLAN - ROOF	●				●	●	●
E-111	ELECTRICAL HVAC POWER NEW WORK PLAN - LOWER LEVEL					●	●	●
E-112	ELECTRICAL HVAC POWER NEW WORK PLAN - UPPER LEVEL					●	●	●
E-201A	ELECTRICAL LIGHTING NEW WORK PLAN - LOWER LEVEL	●				●	●	●
E-201B	ELECTRICAL LIGHTING NEW WORK PLAN - LOWER LEVEL - GYM							●
E-202	ELECTRICAL LIGHTING NEW WORK PLAN - UPPER LEVEL	●				●	●	●
E-301A	ELECTRICAL SPECIAL SYSTEMS NEW WORK PLAN - LOWER LEVEL	●				●	●	●
E-301B	ELECTRICAL SPECIAL SYSTEMS NEW WORK PLAN - LOWER LEVEL - GYM							●
E-302	ELECTRICAL SPECIAL SYSTEMS NEW WORK PLAN - UPPER LEVEL	●				●	●	●
E-401	ELECTRICAL DETAILS	●				●	●	●
E-501	ELECTRICAL ONE-LINE DIAGRAM	●				●	●	●
E-601	ELECTRICAL LIGHT FIXTURE SCHEDULE	●				●	●	●
E-602	ELECTRICAL SCHEDULES	●				●	●	●
E-603	ELECTRICAL SCHEDULES	●				●	●	●
E-604	ELECTRICAL SCHEDULES					●	●	●
ED101	ELECTRICAL POWER DEMOLITION PLAN - LOWER LEVEL	●				●	●	●
ED102	ELECTRICAL POWER DEMOLITION PLAN - UPPER LEVEL	●				●	●	●
ED201A	ELECTRICAL LIGHTING DEMOLITION PLAN - LOWER LEVEL	●				●	●	●
ED201B	ELECTRICAL LIGHTING DEMOLITION PLAN - LOWER LEVEL - GYM							●
ED202	ELECTRICAL LIGHTING DEMOLITION PLAN - UPPERLEVEL	●				●	●	●
ED301A	ELECTRICAL SPECIAL SYSTEMS DEMOLITION PLAN - LOWER LEVEL	●				●	●	●
ED301B	ELECTRICAL SPECIAL SYSTEMS DEMOLITION PLAN - LOWER LEVEL - GYM							●
ED302	ELECTRICAL SPECIAL SYSTEMS DEMOLITION PLAN - UPPER LEVEL	●				●	●	●

LOCATION MAP

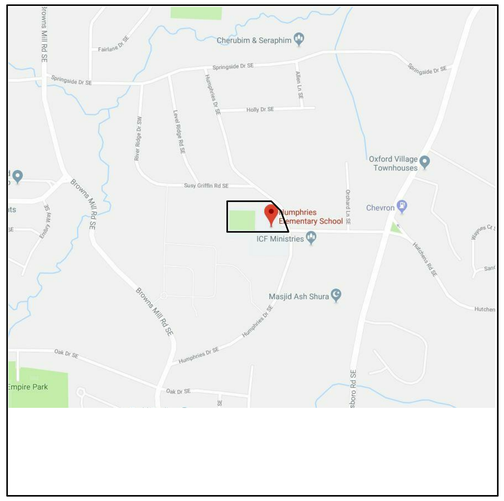

PROJECT DESCRIPTION:

PROJECT SCOPE OF WORK INCLUDES SITEWORK, PARKING, SELECTIVE BUILDING DEMOLITION AND RECONSTRUCTION, ROOF REPLACEMENT AND INTERIOR RENOVATIONS. INTERIOR RENOVATIONS INCLUDE WALLS, CEILINGS, PLUMBING, ELECTRICAL, HVAC, AND FINISHES.

GADOE FIRE MARSHAL CERTIFICATION

THE LOCAL FIRE OFFICIAL HAVING JURISDICTION IS CURRENTLY REVIEWING A SET OF DOCUMENTS IDENTICAL TO THIS SET OF DOCUMENTS SUBMITTED ON 05 / 15 / 2019.

A CONSTRUCTION PERMIT WILL BE ISSUED TO THE CONTRACTOR AT THE START OF CONSTRUCTION.

(signed)

DESIGN PROFESSIONAL

GEORGIA DEPARTMENT OF EDUCATION
INFORMATION

HUMPHRIES ELEMENTARY SCHOOL
3029 HUMPHRIES DRIVE SE
ATLANTA, GA 30354

ATLANTA PUBLIC SCHOOLS

GADOE FACILITY NUMBER: 761-5562

FTE TOTAL:	450
IU'S TOTAL:	31
SITE AREA:	8.2 ACRES

TOTAL SQUARE FOOTAGE

NEW CONSTRUCTION:	10,397 SF
EXISTING TO REMAIN:	52,096 SF
EXISTING TO DEMO:	8,371 SF
RENOVATED:	52,096 SF
TOTAL:	62,493 SF

SF (450 FTE)	**REQUIRED / PROVIDED**
MEDIA	2,895 / 3,380
CAFETERIA	1,428 / 2,558 (EXISTING)
KITCHEN	1,600 / 1,649 (EXISTING)
GYM (MULTIPURPOSE)	5,000 / 5,863 (EXISTING)

GENERAL NOTES

CONTRACT DOCUMENTS

1. THE PLANS ARE COMPLIMENTARY; WHAT IS REQUIRED BY ANY ONE SHALL BE BINDING AS IF REQUIRED BY ALL.
2. THE WRITTEN SPECIFICATIONS, AND ADDENDA FOR THIS PROJECT COMPLIMENTS THE DRAWINGS, AND ARE HEREBY MADE A PART OF THESE PLANS.
3. ALL DRAWINGS AND DETAILS OF THE EXISTING CONDITIONS ARE REPRESENTATIVE OF EXISTING CONDITIONS ONLY. THE CONTRACTOR SHALL VERIFY THE ACCURACY OF DETAILS WITH ACTUAL CONDITIONS AND COORDINATE WITH THE ARCHITECT ANY DEVIATIONS TO EXECUTE THE INTENT OF THE DOCUMENTS.

GENERAL NOTES

1. ARCHITECT SHALL BE NOTIFIED IMMEDIATELY UPON THE DISCOVERY OF ANY POSSIBLE HISTORIC OR ANTHROPOLOGIC FINDS DURING CONSTRUCTION.
2. OWNER AND ARCHITECT SHALL BE NOTIFIED IMMEDIATELY UPON THE DISCOVERY OF ANY POSSIBLE ASBESTOS OR HAZARDOUS FINDS DURING CONSTRUCTION. WORK IN THE SUSPECTED AREA SHALL STOP IMMEDIATELY UNTIL THE PROPER INVESTIGATION AND ABATEMENT MEASURES CAN BE TAKEN.

DIMENSIONS

1. ALL INTERIOR DIMENSIONS SHOWN ON FLOOR PLANS FOR METAL STUD PARTITIONS ARE TO THE FACE OF FRAMING MEMBER, OR TO THE CENTERLINE OF COLUMN GRID SHOWN.
2. CONTRACTOR SHALL CHECK AND VERIFY ALL DIMENSIONS AND JOB CONDITIONS AT THE SITE. DISCREPANCIES SHALL BE REPORTED TO THE ARCHITECT.
3. EXTERIOR DIMENSIONS SHOWN ON FLOOR PLANS ARE TO THE FACE OF EXTERIOR WALLS OR TO THE CENTERLINE OF COLUMN GRID SHOWN.
4. DRAWINGS ARE CAD GENERATED AND HAVE THE ABILITY TO BE PRINTED AT VARIOUS SCALES. IF DIMENSIONS ARE NOT INDICATED ON THE DRAWINGS NOTIFY THE ARCHITECT AND DIMENSIONS WILL BE PROVIDED. **DO NOT SCALE DRAWINGS**.

DRAWING KEYNOTE SYSTEM:

A KEYNOTE SYSTEM IS USED ON THESE DRAWINGS FOR MATERIAL REFERENCES AND NOTES. REFER TO THE KEYNOTE LEGEND ON THE DRAWING FOR THE INFORMATION WHICH REFERS TO EACH KEYNOTE SYMBOL ON THAT RESPECTIVE DRAWING.

EACH KEYNOTE SYMBOL CONSISTS OF 6-DIGIT NUMBER FOLLOWED BY AN ALPHA NUMERICAL SUFFIX. THE 6-DIGIT NUMBER RELATES TO A SPECIFICATION SECTION WHICH GENERALLY COVERS THE ITEM THAT IS REFERENCED. THE ALPHA NUMERICAL SUFFIX COMBINED WITH THE 6-DIGIT
NUMBER CREATES A KEYNOTE SYMBOL WHICH IDENTIFIES THE SPECIFIC REFERENCE NOTATION USED ON THE DRAWINGS. THE SUFFIX DOES NOT RELATE TO ANY CORRESPONDING REFERENCE LETTER OR NUMBER USED IN THE ORGANIZATION SYSTEM OF THE SPECIFICATIONS.

THE USE OF KEYNOTE REFERENCE NUMBERS ON THESE DRAWINGS IS A CONVENTION ONLY FOR DENOTING MATERIALS USED AND INCORPORATED INTO THE DRAWINGS. THESE NUMBERS SHALL NOT CONTROL THE CONTRACTOR IN DIVIDING THE WORK AMONG HIS SUB-CONTRACTORS OR IN ESTABLISHING THE EXTENT OF WORK TO BE PERFORMED BY ANY TRADE.

PROJECT and CODE SUMMARY

OWNER:	ATLANTA INDEPENDENT SCHOOL SYSTEM 130 TRINITY AVENUE, SW ATLANTA, GA 30303
PROJECT ADDRESS:	3029 HUMPHRIES DRIVE, SE ATLANTA, GA 30354

BUILDING AREA

1. FLOOR LEVELS	2. EXISTING	3. DEMOLITION	4. ADDITION	5. TOTAL AREA
1st Floor	38,852 SF	4,053 SF	4,987 SF	39,786 SF
2nd Floor	21,615 SF	4,318 SF	5,410 SF	22,707 SF
TOTAL	60,467 SF	8,371 SF	10,397 SF	62,493 SF

PROJECT TYPE:	EDUCATION - K-12 SCHOOL
SEISMIC ZONE:	D (DESIGN CAT B) - (RISK CAT III)

A. APPLICABLE CODES

BUILDING:	INTERNATIONAL BUILDING CODE, 2012 Edition, WITH GEORGIA AMENDMENTS (2014)(2015)
MECHANICAL:	INTERNATIONAL MECHANICAL CODE, 2012 Edition, WITH GEORGIA AMENDMENTS (2015)
PLUMBING:	INTERNATIONAL PLUMBING CODE, 2012 Edition, WITH GEORGIA AMENDMENTS (2014)(2015)
GAS:	INTERNATIONAL FUEL GAS CODE, 2012 Edition, WITH GEORGIA AMENDMENTS (2014)(2015)
ELECTRICAL:	NATIONAL ELECTRIC CODE, 2017 Edition, WITH NO GEORGIA AMENDMENTS
FIRE:	INTERNATIONAL FIRE CODE, 2012 Edition, WITH GEORGIA AMENDMENTS (2014); INTERIOR FINISH PER NFPA 101 2012 CHAPTER 10
ENERGY:	INTERNATIONAL ENERGY CONSERVATION CODE, 2009 Edition, WITH GEORGIA SUPPLEMENTS AND AMENDMENTS (2011)(2012)
LIFE SAFETY:	2012 NFPA 101 - LIFE SAFETY CODE with Georgia Amendments Rules and Regulations of the Safety Fire Commissioner, Chapter 120-3-0 (Adopted 01-01-2015)
ACCESSIBILITY:	GEORGIA ACCESSIBILITY CODE 120-3-20 (.01- 08)

B. BUILDING INSPECTION DEPARTMENT
CITY OF ATLANTA BUILDING DEPARTMENT

		REFERENCES
C. OCCUPANCY CLASSIFICATION GROUP	GROUP - E	NFPA 101 CHAPTER 14
D. TYPE OF CONSTRUCTION	TYPE III B	IBC, TABLE 601
E. SPRINKLERED / UNSPRINKLERED	SPRINKLERED	NFPA 13
F. ALLOWABLE HEIGHT 1. Allowable Building Height 2. Actual Building Height	 55'-0" 34'-0"	IBC, TABLE 503
G. ALLOWABLE AREA 1. Area Allowed Per Floor 2. Area Modifications Allowed Per Floor	 14,500 S.F. 51,910 S.F.	 IBC, TABLE 503 IBC, SECTION 506
H. OCCUPANT SEPARATION	0 HR	IBC, SECTION 508.4
I. TENANT SEPARATION	0 HR	

K. CONSTRUCTION ELEMENTS:

ITEM	CODE & SECTION	RATING (MIN.)	DESIGN NUMBER	COMMENTS
STRUCTURAL FRAME	IBC T 601	0	0	
BEARING WALLS				
EXTERIOR	IBC T 601	0	0	
INTERIOR	IBC T 601	0	0	
NON BEARING WALLS				
EXTERIOR	IBC T 602	0	0	
INTERIOR	IBC T 601	0	0	
FLOOR CONSTRUCTION	IBC T 601	0	0	
ROOF CONSTRUCTION	IBC T 601	0	0	STRUCTURE ABOVE 20 FT UNPROTECTED

CDH ARCHITECTURE
675 Tower Road
Marietta, GA 30060-6958
770.423.0016
www.cdhpartners.com

COPYRIGHT © 2018 by CDH PARTNERS INC.
All rights reserved.

ATLANTA PUBLIC SCHOOLS
HUMPHRIES ELEMENTARY SCHOOL
RENOVATIONS & MODIFICATIONS
3029 HUMPHRIES DRIVE, SE
ATLANTA, GA 30354

PROJECT NO: 18080.00

SD	SD PACKAGE	11/16/2018
DD	DD PACKAGE	01/28/2019
CD	LDP PACKAGE	03/04/2019
CD	50% CDs	03/11/2019
CD	95% CDs	04/15/2019
CD	100% CDs	05/15/2019

STATE OF GEORGIA
MELISSA ANNE CANTRELL
05-15-19
CERTIFICATE NO. 019843
REGISTERED ARCHITECT

SHEET TITLE
COVER SHEET

SHEET NUMBER
T001

5/16/2019 12:38:38 AM

MASTER KEYNOTE LEGEND

033000	CAST-IN-PLACE CONCRETE
033000.A06	REINF CONC FOOTING - SEE STRUCT
033000.A07	SLABS-ON-GRADE - SEE STRUCT
033000.C25	VAPOR RETARDER
033000.C27	STONE BED 6"
034500	PRECAST ARCHITECTURAL CONCRETE
034500.A00	PRECAST ARCHITECTURAL CONCRETE
035416.A00	HYDRAULIC-CEMENT-BASED UNDERLAYMENT
042000	UNIT MASONRY
042000.A00	UNIT MASONRY
042000.B02	CONCRETE MASONRY UNIT (CMU)
042000.B04	CONCRETE MASONRY UNIT
042000.B06	4" CONCRETE MASONRY UNIT
042000.B07	6" CONCRETE MASONRY UNIT
042000.B08	8" CONCRETE MASONRY UNIT
042000.B42	LINTEL
042000.B43	BRICK
042000.B44	FACE BRICK
042000.B46	MODULAR CLAY FACE BRICK (3-5/8X2-1/4X7-5/8)
042000.C02	MASONRY JOINT REINFORCEMENT
042000.C10	ADJUSTABLE ANCHOR
042000.C11	ADJUSTABLE MASONRY-VENEER ANCHOR
042000.C21	GROUT
042000.C22	NON-SHRINK GROUT
042000.C23	BLOCK CONCRETE FILL
042000.D03	BRICK WEEP
042000.D04	BRICK WEEP WICK
042000.D05	STONE BED MORTAR STOP CNTNUOUS
042000.D06	CAVITY DRAINAGE MATERIAL
047100.B01	ADHERED CALCIUM SILICATE MANUFACTURED STONE
047100.E01	VENEER CALCIUM SILICATE MANUFACTURED STONE
051200	STRUCTURAL STEEL FRAMING
051200.A01	STRUCTURAL STEEL
051200.A02	STRUCTURAL STEEL SHAPE - SEE STRUCTURAL
051200.A03	W-SHAPE
051200.A04	CHANNEL
051200.A05	ANGLE
051200.A08	PLATE
051200.A10	COLD-FORMED HOLLOW STRUCTURAL SECTION
051200.B19	NUT
052100.A01	STEEL JOIST
053100.B01	ROOF DECK
053100.D01	COMPOSITE FLOOR DECK
054000.A00	COLD-FORMED METAL FRAMING
054000.E02	4" EXT NON-LOAD-BEARING WALL FRAMING
054000.E03	6" EXT NON-LOAD-BEARING WALL FRAMING
055000.A18	ANGLE SUPPORT
055000.A41	METAL DOWNSPOUT BOOT
055000.A43	LOOSE STEEL LINTEL
055113	METAL PAN STAIRS
055113.A00	METAL PAN STAIRS
055113.B01	METAL PAN STAIR
055113.B13	STAIR RAILING
055213.A01	PIPE AND TUBE RAILING
055213.A03	PIPE RAIL
060523.A02	ANCHOR BOLT
061000.A00	ROUGH CARPENTRY
061000.A74	2X6 DIMENSION LUMBER FRAMING
061000.B24	ANCHOR BOLT
061000.D01	WOOD-PRESERVATIVE-TREATED
061053.D01	BLOCKING
061600.B06	1/2" PLYWOOD WALL SHEATHING
061600.B14	GLASS-MAT GYPSUM
061600.B15	1/2" GLASS-MAT GYPSUM WALL SHEATHING
061600.B16	5/8" GLASS-MAT GYP WALL SHEATH-TYPE X
061600.B36	PLYWOOD ROOF SHEATHING
061600.B38	1/2" PLYWOOD ROOF SHEATHING
061600.B61	PLYWOOD SUBFLOORING
061600.B69	UNDERLAYMENT
061600.B83	5/8" PLYWOOD ROOF SHEATHING
064023.A00	INTERIOR ARCHITECTURAL WOODWORK
064116	PLASTIC-LAMINATE-FACED ARCHITECTURAL CABINETS
064116.B02	PARTICLEBOARD CORE
064116.B03	SOFTWOOD PLYWOOD CORE
064116.E01	CABINET HARDWARE AND ACCESSORIES
064116.F02	FURRING, BLOCKING, AND HANGING STRIP
066500.A00	SOLID POLYMER FABRICATIONS
066500.A03	UNDERMOUNT SINKS/BOWL
066500.B02	ACRYLIC COUNTERTOP
070150.19	PREPARATION FOR REROOFING
072100	THERMAL INSULATION
072100.A00	THERMAL INSULATION
072100.B01	FOAM-PLASTIC BOARD INSULATION
072100.B06	2" EXTRUDED POLYSTYRENE INSUL BD
072100.B18	2" POLYISOCYANURATE BD, GLASS-FIBER FACED
072100.C01	GLASS-FIBER BLANKET
072100.D01	MINERAL-WOOL BLANKET
072119.A01	CLOSED-CELL SPRAY POLYURETHANE FOAM
072726.A02	HI-BUILD AIR BARRIER, VAPOR PERMEABLE
072726.B02	ADHESIVE-COATED TRANSITION STRIP
073113.A00	ASPHALT SHINGLES
073113.B02	FELT UNDERLAYMENT
073113.C01	RIDGE VENT
073113.D01	FLASHING AND TRIM
073113.D07	DRIP EDGE
074213.23	METAL COMPOSITE MATERIAL WALL PANELS
074213.23.B02	ALUMINUM-FACED COMPOSITE WALL PANEL
074213.23.C02	FLASHING
075216	STYRENE-BUTADIENE-STYRENE (SBS) MODIFIED BITUMINOUS MEMBRANE ROOFING
075216.A00	SBS MODIFIED BITUMINOUS MEMBRANE
075423.B01	TPO EXTRUDED-POLYSTYRENE INSUL
076200.A03	ALUMINUM SHEET FLASHING
076200.A04	STAINLESS-STEEL SHEET FLASHING
076200.B16	EXPANSION-JOINT COVER
076200.B17	BASE FLASHING
076200.B18	COUNTERFLASHING
076500.A00	THROUGH WALL FLASHING
076500.B02	RUBBERIZED ASPHALT
076500.B05	SEALANT
076500.D03	STAINLESS STEEL TERMINATION BAR
077100.B02	METAL COPING
077100.C03	GRAVEL STOP
077100.D02	GUTTER
077100.D08	STRAP
077100.D13	DOWNSPOUT
077129.A00	MANUFACTURED ROOF EXPANSION JOINTS
077200.A00	ROOF ACCESSORIES
078443.A00	JOINT FIRESTOPPING
079200.A00	JOINT SEALANTS
079200.D01	URETHANE JOINT SEALANT
079200.L01	JOINT-SEALANT BACKING
079513.13.A00	INTERIOR EXPANSION JOINT COVER
079513.13.B01	FLOOR EXPANSION JOINT COVER
079513.13.C01	WALL EXPANSION JOINT COVER
079513.16	EXTERIOR EXPANSION JOINT COVER ASSEMBLIES
079513.16.A00	EXTERIOR EXPANSION JOINT COVER
079513.16.C45	EXTERIOR ELASTOMERIC-SEAL JOINT COVER
081113.A00	HOLLOW METAL DOORS AND FRAMES
081113.C05	FRAME ANCHOR
084113	ALUMINUM-FRAMED ENTRANCES AND STOREFRONTS
084113.A00	ALUM-FRAMED ENTRANCE AND STOREFRONT
084113.C04	SHEET AND PLATE
092216.A00	NON-STRUCTURAL METAL FRAMING
092216.C01	1-5/8 INCHES (41 MM) METAL STUD
092216.C02	2-1/2 INCHES (64 MM) METAL STUD
092216.C03	3-5/8 INCHES (92 MM) METAL STUD
092216.C05	6 INCHES (152 MM) METAL STUD
092216.C06	METAL STUD TRACK
092216.C07	7/8" HAT-SHAPED, FURRING CHANNEL
092900	GYPSUM BOARD
092900.B01	INTERIOR GYPSUM BOARD
092900.B04	1/2" INTERIOR GYPSUM BOARD
092900.B05	5/8" INTERIOR GYPSUM BOARD - TYPE X
092900.C02	CORNERBEAD
092900.C03	L-EDGEBEAD
092900.C04	LC-J MOLD BEAD
092900.C05	EXPANSION (CONTROL) JOINT
092900.D01	ACOUSTICAL SEALANT
092900.D02	SOUND-ATTENUATION BLANKET
093013.A00	CERAMIC TILING
095123	ACOUSTICAL TILE CEILINGS
095123.A00	ACOUSTICAL TILE CEILING
096519.A00	RESILIENT TILE FLOORING
096519.C01	VINYL COMPOSITION FLOOR TILE
096723.A00	RESINOUS FLOORING
096813	TILE CARPETING
096813.B03	METAL EDGE/TRANSITION STRIP
098436	SOUND-ABSORBING CEILING UNITS
101419.A00	DIMENSIONAL LETTER SIGNAGE
101423	PANEL SIGNAGE
102113.17	PHENOLIC-CORE TOILET COMPARTMENTS
102800	TOILET, BATH, AND LAUNDRY ACCESSORIES
104413.B01	FIRE-PROTECTION CABINET
107326.A00	PROTECTIVE COVERS
107516.A00	GROUND-SET FLAGPOLES
DIVISION 14	CONVEYING EQUIPMENT
DIVISION 22	PLUMBING

ABBREVIATIONS LIST

A	
A.B.	ANCHOR BOLT
A.C.T.	ACOUSTICAL CEILING TILE
A.F.F.	ABOVE FINISH FLOOR
ACOUST.	ACOUSTICAL
ADJ.	ADJUSTABLE
AGG.	AGGREGATE
ALT.	ALTERNATE
ALUM.	ALUMINUM
ANOD.	ANODIZED
APPLIC.	APPLICABLE
APPROX.	APPROXIMATE
ARCH.	ARCHITECTURAL
ASP.	ASPHALT
AUTO.	AUTOMATIC
AUX.	AUXILIARY
B	
B.L.	BORROWED LITE
B.S.	BOTH SIDES
B.U.R.	BUILT-UP ROOF
BD.	BOARD
BIT.	BITUMINOUS
BLDG.	BUILDING
BLK.	BLOCK
BLKG.	BLOCKING
BM.	BEAM
BOT.	BOTTOM
BR.	BRONZE
BRDG.	BRIDGING
BRG.	BEARING
BRK.	BRICK
BTWN.	BETWEEN
C	
C.C.	CENTER TO CENTER
C.G.	CORNER GUARD
C.I.	CAST IRON
C.I.P.	CAST IN PLACE
C.J.	CONTROL JOINT
C.M.U.	CONCRETE MASONRY UNIT
C.O.	CASED OPENING
C.T.	CERAMIC TILE
C.U.	CONDENSER UNIT
CAB.	CABINET
CEM.	CEMENT
CHAM.	CHAMFER
CL.	CENTER LINE
CLG.	CEILING
CLK.	CAULKING
CLO.	CLOSET
COL.	COLUMN
COMB.	COMBINATION
COMP.	COMPOSITION
CON.	CONNECTION
CONC.	CONCRETE
CONST.	CONSTRUCTION
CONT.	CONTINUOUS
CONTR.	CONTRACTOR
COR.	CORRIDOR
CTR.	CENTER
D	
D.A.	DOUBLE ACTING
D.C.J.	DRYWALL CONTROL JOINT
D.F.	DRINKING FOUNTAIN
D.S.	DOWN SPOUT
D.V.	DRYER VENT
DBL.	DOUBLE
DEPT.	DEPARTMENT
DIA.	DIAMETER
DIAG.	DIAGONAL
DIFF.	DIFFUSER
DIM.	DIMENSION
DISP.	DISPENSER
DIV.	DIVIDER/DIVISION
DN.	DOWN
DTL.	DETAIL
DWG.	DRAWING
E	
E.	EAST
E.F.	EXHAUST FAN
E.H.D.	ELECTRIC HAND DRYER
E.I.F.S.	EXTERIOR INSULATION FINISH SYSTEM
E.J.	EXPANSION JOINT
E.J.C.	EXPANSION JOINT COVER
E.P.	ELECTRIC PANEL
E.S.	EACH SIDE
E.W.	EACH WAY
E.W.C.	ELECTRIC WATER COOLER
EA.	EACH
EL.	ELEVATION
ELEC.	ELECTRICAL
ELEV.	ELEVATOR
EMER.	EMERGENCY
ENCL.	ENCLOSURE
ENTR.	ENTRANCE
EQ.	EQUAL
EQPT.	EQUIPMENT
ETR	EXISTING TO REMAIN
EXIST.	EXISTING
EXP.	EXPANSION
EXT.	EXTERIOR
F	
F.A.	FIRE ALARM
F.D.	FLOOR DRAIN
F.E.	FIRE EXTINGUISHER
F.E.B.	FIRE EXT. ON BRACKET
F.E.C.	FIRE EXT. CABINET
F.H.C.	FIRE HOSE CABINET
F.I.	X-RAY FILM ILLUNINATOR
F.O.C.	FACE OF CONCRETE
F.O.W.	FACE OF WALL
F.R.	FIRE RESISTIVE
F.S.	FULL SIZE
FIN.	FINISH
FIN. FLR.	FINISH FLOOR
FIN. SLAB	FINISH SLAB
FLASH.	FLASHING
FLR.	FLOOR
FLUOR.	FLUORESCENT
FT.	FOOT/FEET
FTG.	FOOTING
FURN.	FURNISH
FURR.	FURRING
FUT.	FUTURE
G	
G.B.	GRAB BAR
G.I.	GALVANIZED IRON
GA.	GAUGE
GALV.	GALVANIZED
GEN.	GENERAL
GL.	GLASS
GND.	GROUND
GR.	GRADE
GYP. BD.	GYPSUM WALL BOARD
H	
H.	HIGH
H.B.	HOSE BIB
H.C.	HOLLOW CORE
H.M.	HOLLOW METAL
HDW.	HARDWARE
HDWD.	HARDWOOD
HORIZ.	HORIZONTAL
HR.	HOUR
HT.	HEIGHT
I	
I.D.	INSIDE DIAMETER
I.P.	IRON PIPE
INFO.	INFORMATION
INSUL.	INSULATION
INT.	INTERIOR
INV.	INVERT
J	
J.V.	JOB VERIFY
JAN.	JANITOR
JST.	JOIST
JST. BRG.	JOIST BEARING
JT.	JOINT
K	
K.D.	KNOCK DOWN
K.O.	KNOCK OUT
L	
L.	LENGTH
LAD.	LADDER
LAM.	LAMINATE
LAV.	LAVATORY
LB.	POUND
LKR.	LOCKER
LT.	LIGHT
LVL.	LEVEL
LVR.	LOUVER
LW.	LIGHTWEIGHT
M	
M.B.	MARKER BOARD
M.C.J.	MASONRY CONTROL JOINT
M.O.	MASONRY OPENING
MACH.	MACHINE
MAS.	MASONRY
MAT.	MATERIAL
MAX.	MAXIMUM
MDF	MEDIUM DENSITY FIBERBOARD
MECH.	MECHANICAL
MED.	MEDIUM
MEMB.	MEMBRANE
MEZZ.	MEZZANINE
MFR.	MANUFACTURER
MH.	MANHOLE
MIN.	MINIMUM
MIR.	MIRROR
MISC.	MISCELLANEOUS
MTD.	MOUNTED
MTL.	METAL
MUL.	MULLION
N	
N.	NORTH
N.I.	NOT INCLUDED
N.I.C.	NOT IN CONTRACT
N.T.S.	NOT TO SCALE
NO.	NUMBER
NOM.	NOMINAL
O	
O.A. DUCT	OUTSIDE AIR DUCT
O.C.	ON CENTER
O.D.	OUTSIDE DIAMETER
O.H.	OVER HEAD
OFF.	OFFICE
OPNG.	OPENING
OPP.	OPPOSITE
OZ.	OUNCE
P	
P.C.	PRECAST
P.S.F.	POUNDS PER SQUARE FOOT
P.S.I.	POUNDS PER SQUARE INCH
P.T.	PRESSURE TREATED
P.T.D.	PAPER TOWEL DISPENSER
P.T.D./R.	PAPER TOWER DISP. / RECEPT.
P.V.C.	POLYVINYL CHLORIDE
PERF.	PERFORATED
PL.	PROPERTY LINE
PLAM.	PLASTIC LAMINATE
PLAS.	PLASTIC
PR.	PAIR
PROP.	PROPERTY
PTN.	PARTITION
PVMT.	PAVEMENT
PWD.	PLYWOOD
Q	
Q.T.	QUARRY TILE
R	
R.	RISER
R.D.	ROOF DRAIN
R.O.	ROUGH OPENING
R.O.W.	RIGHT OF WAY
RAD.	RADIUS
REF.	REFRIGERATOR
REG.	REGISTER
REINF.	REINFORCEMENT
REQD.	REQUIRED
RESIL.	RESILIENT
RET.	RETAINING
REV.	REVISION
RF.	ROOF(ING)
RM.	ROOM
RTN.	RETURN
S	
S.	SOUTH
S.C.	SOLID CORE
S.D.	SOAP DISPENSER
S.F.	SQUARE FOOT
S.N.D.	SANITARY NAPKIN DISPENSER
S.N.R.	SANITARY NAPKI RECEPTICLE
S.S.	STAINLESS STEEL
SAN.	SANITARY
SCHED.	SCHEDULE
SEC.	SECTION
SH.	SHELF
SHT.	SHEET
SIM.	SIMILAR
SPEC.	SPECIFICATION
SPL. BLK.	SPLASH BLOCK
SQ.	SQUARE
STA.	STATION
STD.	STANDARD
STL.	STEEL
STOR.	STORAGE
STRUCT.	STRUCTURAL
SUSP.	SUSPENSION/SUSPENDED
SYN.	SYNTHETIC
SYS.	SYSTEM
T	
T & G	TONGUE AND GROOVE
T.	TREAD
T.O.C.	TOP OF CURB
T.O.M.	TOP OF MASONRY
T.O.P.	TOP OF PAVEMENT
T.O.S.	TOP OF STEEL
T.O.W.	TOP OF WALL
T.PL.	TOP OF PLATE
T.S.	TUBULAR STEEL
T.V.	TELEVISON
T/B	TOP AND BOTTOM
TELE.	TELEPHONE
TEMP.	TEMPERED
TER.	TERRAZO
THD.	THRESHOLD
THK.	THICK
TYP.	TYPICAL
U	
U.L.	UNDERWRITERS LABORATORIES
U.N.O.	UNLESS OTHERWISE NOTED
UNF.	UNFINISHED
UR.	URINAL
UTIL.	UTILITY
V	
V.C.T.	VINYL COMPOSITION TILE
V.F.	VENTILATION FAN
V.I.F.	VERIFY IN FIELD
V.T.R.	VENT THRU ROOF
V.W.C.	VINYL WALL COVERING
VERT.	VERTICAL
VEST.	VESTIBULE
VIN.	VINYL
W	
W.	WEST
W.C.	WATER CLOSET
W.H.	WATER HEATER
W.P.	WATERPROOF
W.R.	WATER RESISTIVE
W.W.M.	WELDED WIRE MESH
W/	WITH
W/O	WITH OUT
WD.	WOOD
W/SCT.	WAINSCOT
WT.	WEIGHT

DRAWING SYMBOLS LEGEND

SHEET NUMBER

A-521

SHEET NUMBER

DISCIPLINE LETTER

VIEW TITLE

GRAPHIC SHEET POSITION

GRAPHIC DESCRIPTION

A1	View Name	
A101	1/8" = 1' - 0"	A1 / A201

SHEET NUMBER

REFERENCE VIEW

GRAPHIC SCALE

NORTH ARROW

TRUE NORTH

GRAPHIC SCALE

0 2' 4' 8'

SCALE: 1" = 4'-0"

COLUMN CENTERLINE

X

EXISTING COLUMN CENTERLINE

X

SCOPE LEGEND

NEW WALL

EXISTING WALL

DEMOLISHED WALL

NOT IN SCOPE

SMOKE

1 HOUR WALL

1 HOUR SMOKE

2 HOUR

2 HOUR SMOKE

3 HOUR

3 HOUR SMOKE

ROOM NAME AND NUMBER

ROOM NAME

XXXX

DOOR TAG AND NUMBER

1063

DOOR NUMBER

TOILET LAYOUT TAG

TX

DEMOLITION NOTES TAG

D-X

NOTE, SHEET NOTE

X

TOILET ROOM ACCESSORY TAG

X

EQUIPMENT AND FURNITURE TAG

XXX

KEY NOTE

00 0000.00

WINDOW TYPE SYMBOL

X

WINDOW TYPE

PARTITION TAG

XX.X

BUILDING SECTION TAG

1 A-100

SECTION DESIGNATION

SHEET NUMBER

DETAIL/WALL SECTION TAG

1 A-100

SECTION DESIGNATION

SHEET NUMBER

PARTIAL PLAN AND DETAIL TAG

1 A-100

PLAN OR DETAIL DESIGNATION

SHEET NUMBER

EXTERIOR ELEVATION TAG

1 A-100

ELEVATION DESIGNATION

SHEET NUMBER

INTERIOR ELEVATION TAG

1 A-502 2 3 4

ELEVATION DESIGNATION

SHEET NUMBER

DRAWING REVISION

3

VERTICAL ELEVATION

LEVEL 2

FIRE 18'-6"

SPOT ELEVATION

SECOND FLOOR

EL. 18'-6"

MATCH LINE

MATCH LINE

SEE XX/X-XXX

SHEET NUMBER ON WHICH CONTILNATION IS FOUND

A14	SYMBOLS LEGEND	
G001	N.T.S	

CDH ARCHITECTURE

675 Tower Road
Marietta, GA 30060-6958
770.423.0016
www.cdhpartners.com

COPYRIGHT © 2019 by CDH PARTNERS INC.
All rights reserved.

ATLANTA PUBLIC SCHOOLS

HUMPHRIES ELEMENTARY SCHOOL RENOVATIONS & MODIFICATIONS

3020 HUMPHRIES DRIVE SE
ATLANTA, GA 30354

PROJECT NO: 18080.00

SD	SD PACKAGE	11/16/2018
CD	50% CD	03/11/2019
CD	95% CD	04/15/2019
CD	100% CD	05/15/2019

STATE OF GEORGIA
MELISSA ANNE LAUREL
05-15-19
CERTIFICATE NO. 34824
REGISTERED ARCHITECT

SHEET TITLE

GENERAL INFORMATION

SHEET NUMBER

G001

9/16/2019 12:35:12 AM

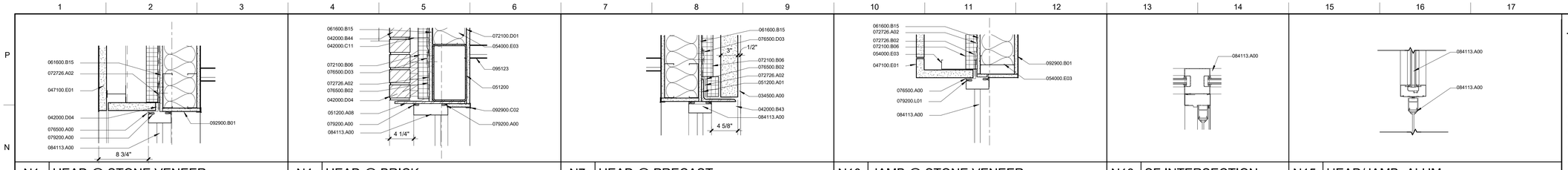

N1	HEAD @ STONE VENEER		N4	HEAD @ BRICK		N7	HEAD @ PRECAST		N10	JAMB @ STONE VENEER		N13	SF INTERSECTION
A031	1 1/2" = 1'-0"	6/ A031	A031	1 1/2" = 1'-0"	3/ A031	A031	1 1/2" = 1'-0"	6/ A031	A031	1 1/2" = 1'-0"	6/ A031	A031	1 1/2" = 1'-0"

30/ A031	N15	HEAD/JAMB- ALUM			
	A031	1 1/2" = 1'-0"			

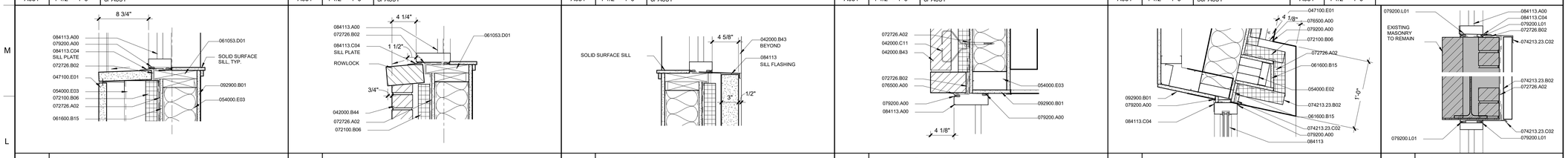

L1	SILL @ STONE VENEER		L4	SILL @ BRICK		L7	SILL @ PRECAST		L10	JAMB @ BRICK		L13	JAMB @ ACM
A031	1 1/2" = 1'-0"	6/ A031	A031	1 1/2" = 1'-0"	3/ A031	A031	1 1/2" = 1'-0"	6/ A031	A031	1 1/2" = 1'-0"	3/ A031	A031	1 1/2" = 1'-0"

12/ A031	L16	ACM DETAIL			
	A031	1 1/2" = 1'-0"			

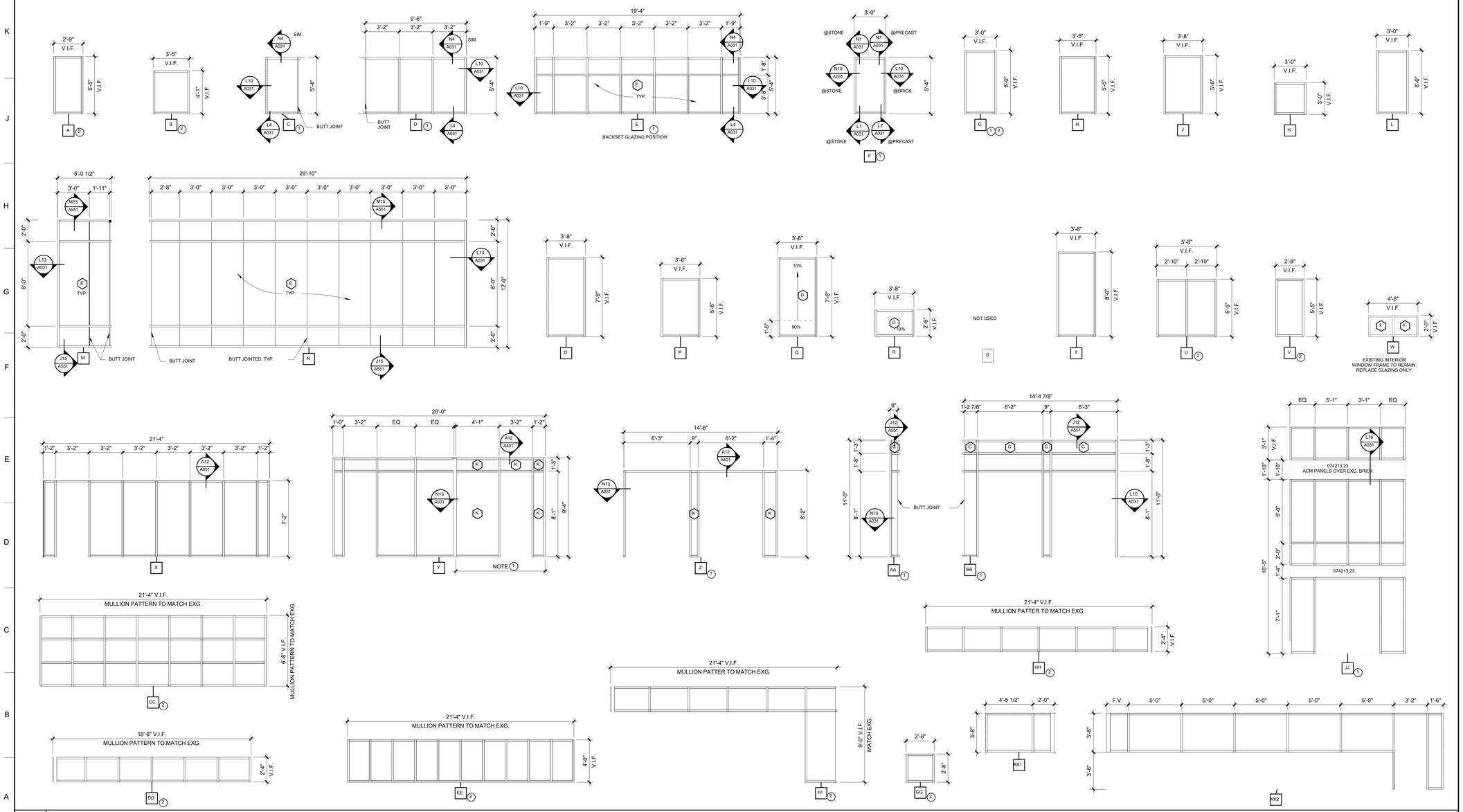

A1	WINDOW ELEVATIONS
A031	1/4" = 1'-0"

KEYNOTE LEGEND

034500.A00	PRECAST ARCHITECTURAL CONCRETE
042000.B43	BRICK
042000.B44	FACE BRICK
042000.C11	ADJUSTABLE MASONRY-VENEER ANCHOR
042000.D04	BRICK WEEP WICK
047100.E01	VENEER CALCIUM SILICATE MANUFACTURED STONE
051200	STRUCTURAL STEEL FRAMING
051200.A01	STRUCTURAL STEEL
051200.A08	PLATE
054000.E02	4" EXT NON-LOAD-BEARING WALL FRAMING
054000.E03	6" EXT NON-LOAD-BEARING WALL FRAMING
061053.D01	BLOCKING
061600.B15	1/2" GLASS-MAT GYPSUM WALL SHEATHING
072100.B06	2" EXTRUDED POLYSTYRENE INSUL BD
072100.D01	MINERAL-WOOL BLANKET
072726.A02	HI-BUILD AIR BARRIER, VAPOR PERMEABLE
072726.B02	ADHESIVE-COATED TRANSITION STRIP
074213.23.B02	ALUMINUM-FACED COMPOSITE WALL PANEL
074213.23.C02	FLASHING
076500.A00	THROUGH WALL FLASHING
076500.B02	RUBBERIZED ASPHALT
076500.D03	STAINLESS STEEL TERMINATION BAR
079200.A00	JOINT SEALANTS
079200.L01	JOINT-SEALANT BACKING
084113	ALUMINUM-FRAMED ENTRANCES AND STOREFRONTS
084113.A00	ALUM-FRAMED ENTRANCE AND STOREFRONT
084113.C04	SHEET AND PLATE
092900.B01	INTERIOR GYPSUM BOARD
092900.C02	CORNERBEAD
095123	ACOUSTICAL TILE CEILINGS

GLAZING SCHEDULE

A	1" INSULATED CLEAR GLASS
B	1" INSULATED TINTED GLASS
C	1" INSULATED FRIT SPANDREL GLASS
D	1" INSULATED GLASS W/ CERAMIC FRIT PATTERN
E	1" INSULATED TINTED GLASS W/ VINYL FILM GRAPHIC
F	1/4" CLEAR GLASS
G	1/2" CLEAR FIRE GLASS
H	1/2" CLEAR GLASS W/ PATTERNED LAMINATED FILM. SEE FINISH SCHEDULE ON SHEET A700
J	NOT USED
K	1/2" CLEAR GLASS

GLAZING NOTES:

1. PROVIDE SECURITY FILM AT GLAZING AT THE MAIN LEVEL ONLY. INCLUDES DOOR LITES.
2. SEE ELEVATIONS FOR ADD ALTERNATE LOCATIONS.

GENERAL GLAZING NOTES:

A. ALL GLAZING WITHIN 24". MEASURED HORIZONTALLY OF A DOOR, AND ALL GLAZING WITHIN 60" ABOVE THE FINISHED FLOOR SHALL BE TEMPERED GLASS, PER CODE.

B. GLAZING IN ALL DOORS SHALL BE TEMPERED GLASS. REFER TO THE CODE FOR ANY ADDITIONAL LOCATIONS THAT REQUIRE TEMPERED GLASS.

C. REFER TO SPEC SECTION 08 8000 FOR DETAILS REGARDING GLAZING.

D. REFER TO LIFE SAFETY SHEETS LS01 AND LS02 FOR ADDITIONAL INFORMATION REGARDING FIRE GLASS LOCATIONS.

E. EXISTING WINDOWS TO BE REPLACED ARE TO BE REPLACED IN SAME LOCATION AS THE EXISTING WINDOW. WITH THE OUTSIDE FACE OF MULLION ALIGNING WITH THE EXISTING.

F. UNLESS NOTED OTHERWISE, ALL EXTERIOR GLAZING SHALL BE **TYPE 'B'**.

G. UNLESS NOTED OTHERWISE, ALL INTERIOR GLAZING SHALL BE **TYPE 'E'**. ALL INTERIOR GLAZING AT CLASSROOMS AND OFFICES SHALL BE **TYPE 'K'**.

H. GLAZING THICKNESSES INDICATED ARE A MINIMUM. THICKNESS MAY BE INCREASED AS REQUIRED FOR SPAN OF GLAZING.

I. UNLESS NOTED OTHERWISE, ALL STOREFRONT GLAZING SHALL BE 'CENTER SET'.

CDH ARCHITECTURE
675 Tower Road
Marietta, GA 30060-6958
770.423.0016
www.cdhpartners.com

COPYRIGHT © 2019 by CDH PARTNERS INC.
All rights reserved

ATLANTA PUBLIC SCHOOLS

HUMPHRIES ELEMENTARY SCHOOL RENOVATIONS & MODIFICATIONS

3020 HUMPHRIES DRIVE SE
ATLANTA, GA 30354

PROJECT NO: 18080.00

CD	50% CD	03/11/2019
CD	95% CD	04/15/2019
CD	100% CD	05/15/2019

STATE OF GEORGIA
MELISSA ANNE LAUREL
05-15-19
COORDINATE NO. 24343
REGISTERED ARCHITECT

SHEET TITLE

WINDOW ELEVATIONS AND DETAILS

SHEET NUMBER

A031

AM 4:49:44 PM 5/15/19

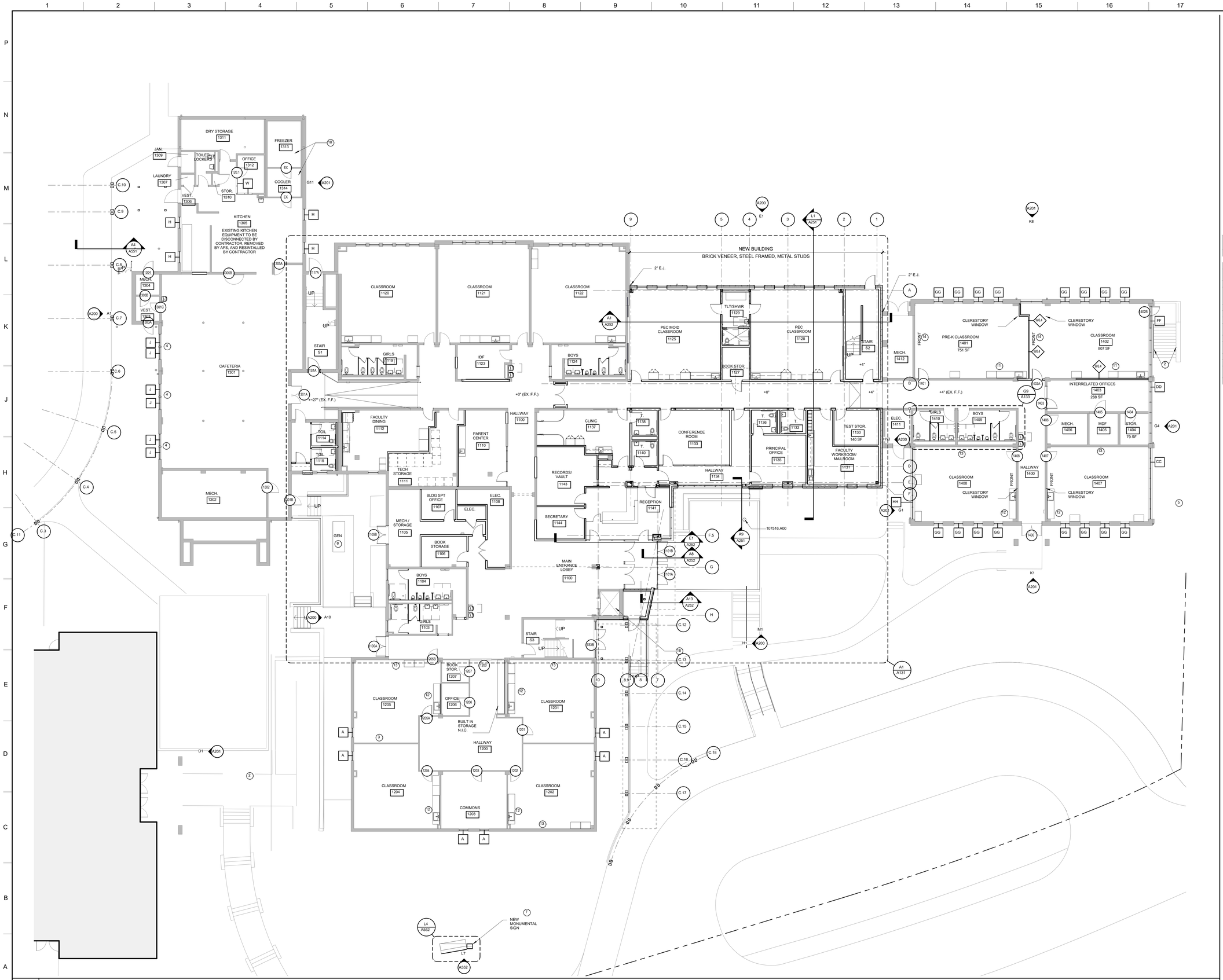

A1 MAIN LEVEL FLOOR PLAN

A101 | 3/32" = 1'-0" | A1/ A200

KEYNOTE LEGEND

107516.A00 GROUND-SET FLAGPOLES

SHEET NOTES - A101/102

NO.	COMMENTS
1	PATCH EXISTING CMU WALL.
2	REPLACE EXISTING RAILINGS WITH STAINLESS STEEL RAILINGS.
3	REPAIR EXISTING GYPSUM WALL.
4	REPLACE EXISTING WOOD TRIM AND SILL. NEW TRIM TO MATCH THE EXISTING SHAPES BY USING STANDARD AVAILABLE PROFILES.
5	REPLACE CONCRETE FLUME
7	NEW MONUMENTAL SIGN
8	NEW BACKUP GENERATOR
10	ADD ALT: REPLACE EXISTING COOLER ADN FREEZER.
11	NEW CASEWORK PER APS GUIDELINES
12	ADD ALT: REPLACE EXISTING CASEWORK WITH CASEWORK PER APS GUIDELINES.
13	ADD ALT: REPLACE EXISTING MARKERBOARDS.
14	NEW MARKERBOARDS (TWO 8'-0" WIDE)
16	MODERNIZE ELEVATOR CAB: FINISHES, LIGHTING, RAILS, CEILING AND WALL PANELS.
17	REPAIR/REPLACE EXISTING WOOD TRIM AND SILL.

GENERAL PLAN NOTES

A. REPLACE ALL INTERIOR SIGNAGE.

B. NEW CMU WALLS ARE TO BE BULL-NOSED AT CORNERS AND OPENINGS.

C. ALL CASEWORK SHALL BE PROVIDED BY OWNER.

D. MILLWORK (RECEPTION DESK) TO BE PROVIDED BY CONTRACTOR. DEDUCTIVE ALTERNATE - TO BE PROVIDED BY OWNER.

IBC CH. 29 PLUMBING COUNT

	GIRLS		BOYS		ALL		
	REQ.	**PRVD.**	REQ.	**PRVD.**	EXG.	REQ.	**PRVD.**
WC	17	**23**	15	**31**	59	32	**54**
LAV	14	**17**	14	**18**	32	28	**35**
D.F.					16	18	**16 ***
JAN.					2	1	**4**

*CLASSROOM SINKS ALSO HAVE BUBBLERS

GEORGIA DEPARTMENT OF EDUCATION INFORMATION

HUMPHRIES ELEMENTARY SCHOOL
3029 HUMPHRIES DRIVE SE
ATLANTA, GA 30354

ATLANTA PUBLIC SCHOOLS

GADOE FACILITY NUMBER: 761-5562

FTE TOTAL: 450
B/S TOTAL: 31
SITE AREA: 8.2 ACRES

TOTAL SQUARE FOOTAGE

NEW CONSTRUCTION:	10,397 SF
EXISTING TO REMAIN:	52,096 SF
EXISTING TO DEMO:	8,371 SF
RENOVATED:	52,096 SF
TOTAL:	62,493 SF

SF (450 FTE)	**REQUIRED / PROVIDED**
MEDIA	2,895 / 3,380
CAFETERIA	1,428 / 2,558 (EXISTING)
KITCHEN	1,600 / 1,649 (EXISTING)
GYM (MULTIPURPOSE)	5,000 / 5,863 (EXISTING)

CDH ARCHITECTURE
675 Tower Road
Marietta, GA 30060-6958
770.423.0016
www.cdhpartners.com

COPYRIGHT © 2019 by CDH PARTNERS INC.
All rights reserved.

ATLANTA PUBLIC SCHOOLS

HUMPHRIES ELEMENTARY SCHOOL RENOVATIONS & MODIFICATIONS

3029 HUMPHRIES DRIVE SE
ATLANTA, GA 30354

PROJECT NO:	18080.00
SD SD PACKAGE	11/16/2018
DD DD PACKAGE	01/28/2019
LDP LDP PACKAGE	03/04/2019
CD 50% CD	03/11/2019
CD 95% CD	04/15/2019
CD 100% CD	05/15/2019

STATE OF GEORGIA
MELISSA ANNE LAMPERT
CERTIFICATE NO. 20828
REGISTERED ARCHITECT
5-15-19

SHEET TITLE

FLOOR PLAN - MAIN LEVEL

SHEET NUMBER

A101

5/15/2019 12:24:49 AM

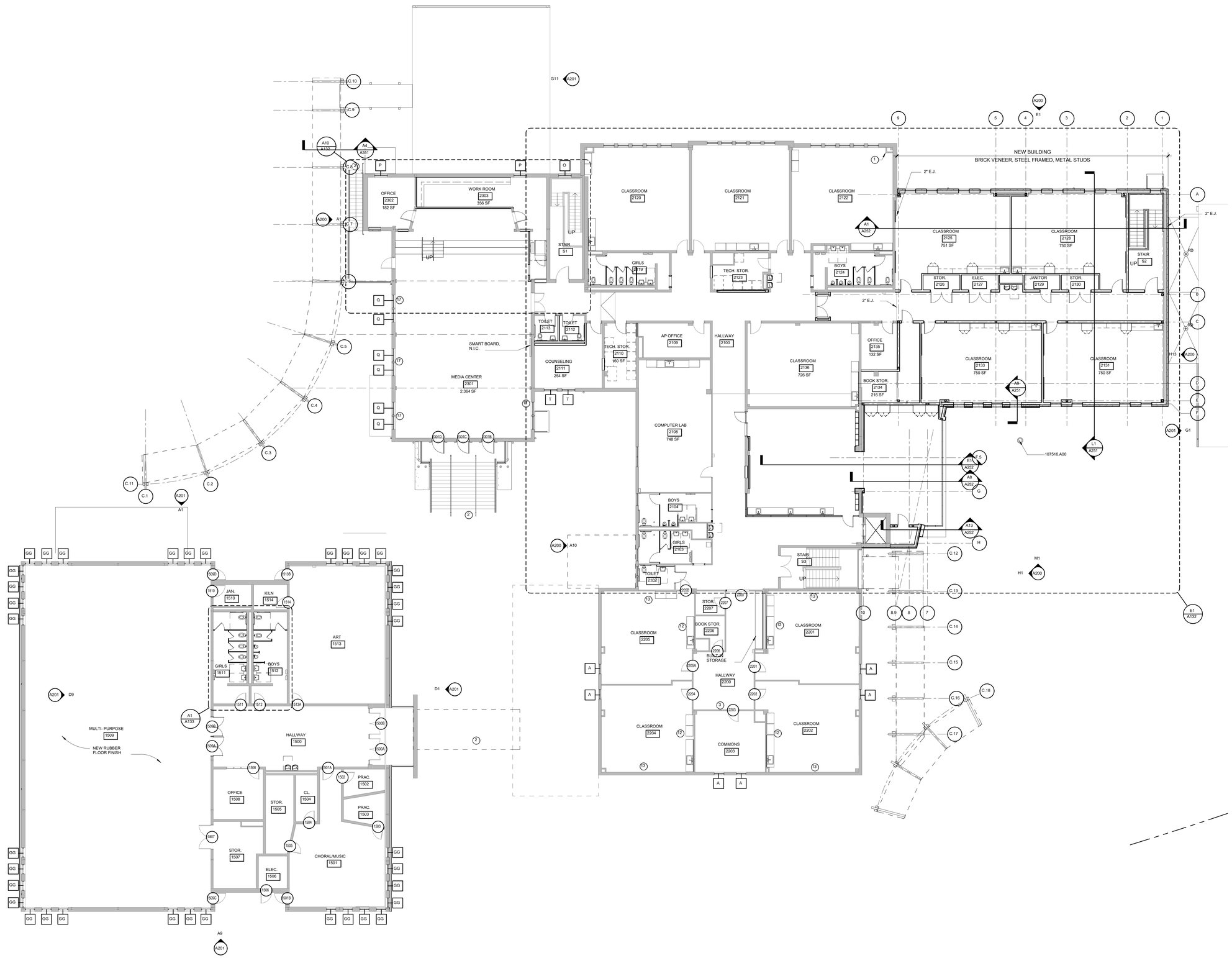

KEYNOTE LEGEND

107516.A00 GROUND-SET FLAGPOLES

SHEET NOTES - A101/102

NO.	COMMENTS
1	PATCH EXISTING CMU WALL.
2	REPLACE EXISTING RAILINGS WITH STAINLESS STEEL RAILINGS.
3	REPAIR EXISTING GYPSUM WALL.
4	REPLACE EXISTING WOOD TRIM AND SILL. NEW TRIM TO MATCH THE EXISTING SHAPES BY USING STANDARD AVAILABLE PROFILES.
5	REPLACE CONCRETE FLUME
7	NEW MONUMENTAL SIGN
8	NEW BACKUP GENERATOR
10	ADD ALT: REPLACE EXISTING COOLER ADN FREEZER.
11	NEW CASEWORK PER APS GUIDELINES.
12	ADD ALT: REPLACE EXISTING CASEWORK WITH CASEWORK PER APS GUIDELINES.
13	ADD ALT: REPLACE EXISTING MARKERBOARDS.
14	NEW MARKERBOARDS (TWO 8'-0" WIDE)
16	MODERNIZE ELEVATOR CAB: FINISHES, LIGHTING, RAILS, CEILING AND WALL PANELS.
17	REPAIR/REPLACE EXISTING WOOD TRIM AND SILL.

GENERAL PLAN NOTES

A. REPLACE ALL INTERIOR SIGNAGE.

B. NEW CMU WALLS ARE TO BE BULL-NOSED AT CORNERS AND OPENINGS.

C. ALL CASEWORK SHALL BE PROVIDED BY OWNER.

IBC CH. 29 PLUMBING COUNT

	GIRLS		BOYS		ALL		
	REQ.	**PRVD.**	REQ.	**PRVD.**	EXG.	REQ.	**PRVD.**
WC	17	**23**	15	**31**	59	32	**54**
LAV	14	**17**	14	**18**	32	28	**35**
D.F.					16	18	**16 ***
JAN.					2	1	**4**

*CLASSROOM SINKS ALSO HAVE BUBBLERS

GEORGIA DEPARTMENT OF EDUCATION INFORMATION

HUMPHRIES ELEMENTARY SCHOOL
3029 HUMPHRIES DRIVE SE
ATLANTA, GA 30354

ATLANTA PUBLIC SCHOOLS

GADOE FACILITY NUMBER: 761-5562

FTE TOTAL: 450
IU'S TOTAL: 31
SITE AREA: 8.2 ACRES

TOTAL SQUARE FOOTAGE

NEW CONSTRUCTION:	10,397 SF
EXISTING TO REMAIN:	52,096 SF
EXISTING TO DEMO:	8,371 SF
RENOVATED:	52,096 SF
TOTAL	62,493 SF

SF (450 FTE)	**REQUIRED / PROVIDED**
MEDIA:	2,895 / 3,380
CAFETERIA	1,428 / 2,558 (EXISTING)
KITCHEN	1,600 / 1,649 (EXISTING)
GYM (MULTIPURPOSE)	5,000 / 5,863 (EXISTING)

CDH ARCHITECTURE
675 Tower Road
Marietta, GA 30060-6958
770.423.0016
www.cdhpartners.com

COPYRIGHT © 2019 by CDH PARTNERS INC.
All rights reserved.

ATLANTA PUBLIC SCHOOLS

HUMPHRIES ELEMENTARY SCHOOL RENOVATIONS & MODIFICATIONS

3029 HUMPHRIES DRIVE SE
ATLANTA, GA 30354

PROJECT NO:		18080.00
SD	SD PACKAGE	11/16/2018
DD	DD PACKAGE	01/28/2019
LDP	LDP PACKAGE	03/04/2019
CD	50% CD	03/11/2019
CD	95% CD	04/15/2019
CD	100% CD	05/15/2019

STATE OF GEORGIA
MELISSA ANNE BARRETT
5/15/19
CERTIFICATE NO. 025304
REGISTERED ARCHITECT

SHEET TITLE

FLOOR PLAN - UPPER LEVEL

SHEET NUMBER

A102

A1 UPPER LEVEL FLOOR PLAN

A102 | 3/32" = 1'-0" | A1/ A200

5/16/2019 12:35:01 AM

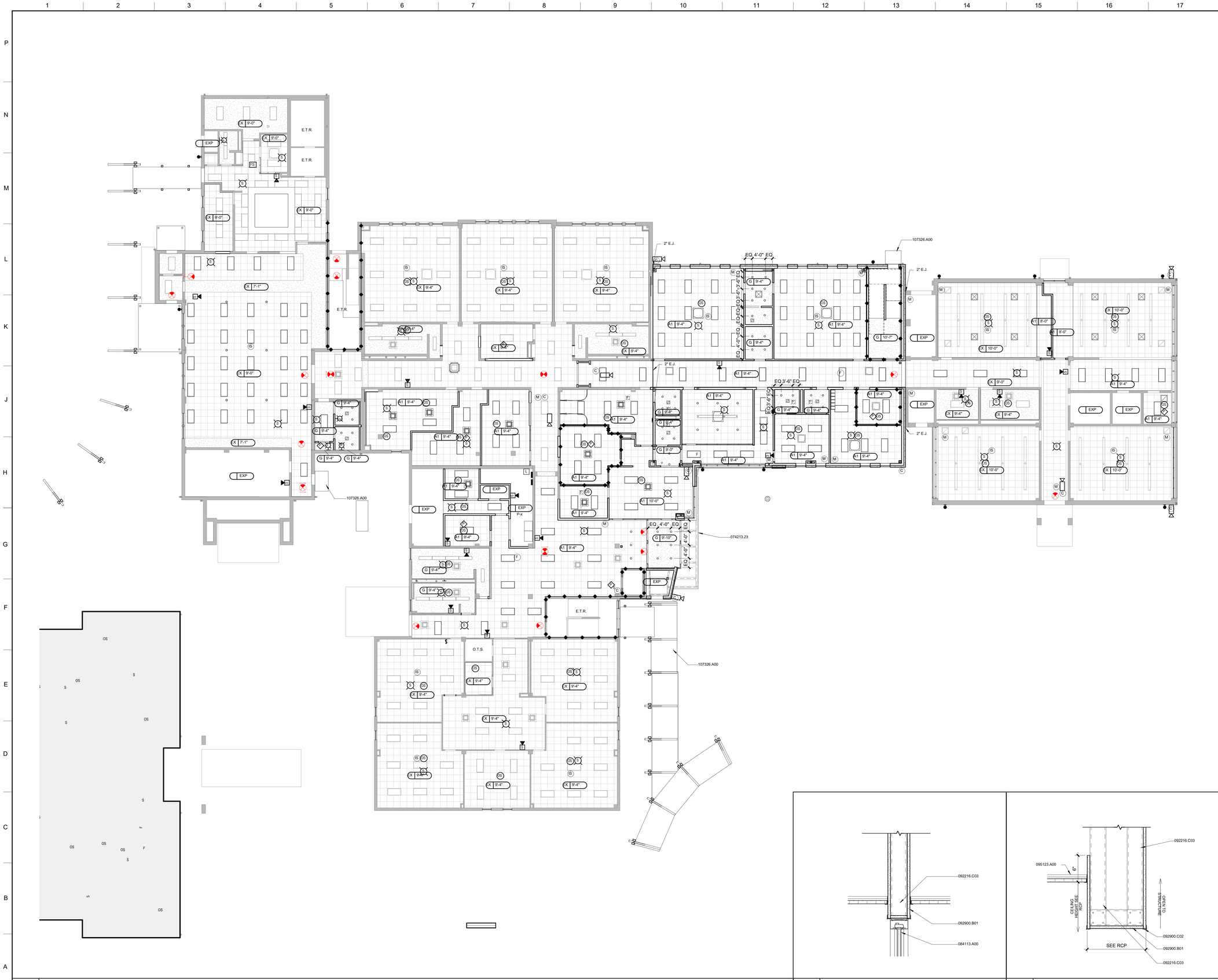

KEYNOTE LEGEND

084113.A00	ALUM-FRAMED ENTRANCE AND STOREFRONT
092216.C03	3-5/8 INCHES (92 MM) METAL STUD
092900.B01	INTERIOR GYPSUM BOARD
092900.C02	CORNERBEAD
095123.A00	ACOUSTICAL TILE CEILING
107326.A00	PROTECTIVE COVERS

CEILING TYPE NOTES

X X'-X" — CEILING TYPE / CEILING HEIGHT

A1	USG RADAR EDUCATION PRODUCT # 2207 SIZE: 24"X24"X5/8" EDGE: SQUARE COLOR: WHITE SUSPENSION SYSTEM: 15/16" TBD SUSPENSION SYSTEM COLOR: WHITE
A2	USG MARS - HIGH NRC PRODUCT # 88137 SIZE: 24"X24"X1" EDGE: SQUARE COLOR: WHITE SUSPENSION SYSTEM: 15/16" TBD SUSPENSION SYSTEM COLOR: WHITE
G1	GYPSUM BOARD CEILING TYPE 1 - PAINTED P-2 UNLESS NOTED OTHERWISE. SEE A700 FOR PAINT.
EXP	EXPOSED TO STRUCTURE. SEE A700 FOR PAINT.

REFLECTED CEILING PLAN LEGEND

- EXISTING CEILING TO REMAIN
- 2 x 2 ACOUSTICAL LAY IN CEILING SYSTEM
- PAINTED GYPSUM BOARD CEILING
- CEILING ACCESS PANEL
- C.J. — CONTROL JOINT
- PENDANT MOUNTED FIXTURE
- RECESSED DOWNLIGHT
- 2' x 4' LAY-IN LIGHT FIXTURE
- 2' x 2' LAY-IN LIGHT FIXTURE
- STRIP FIXTURE
- S — FIRE ALARM SPEAKER
- EXIT SIGN
- EXIT SIGN- WALL MOUNTED
- EXIT SIGN/ EMERGENCY LIGHT WALL MOUNTED
- WALL MOUNTED EMERGENCY LIGHT
- HVAC RETURN OR EXHAUST FAN
- HVAC SUPPLY AIR DIFFUSER
- LINEAR AIR DIFFUSER
- IS — INTERCOM SPEAKER
- M — MOTION DETECTOR
- C — CCTV CAMERA

GENERAL NOTES

A. REFLECTED CEILING PLANS MAY NOT SHOW FULL EXTENT OF LIGHTING , MECHANICAL PENETRATIONS OR REQUIRED ACCESS PANELS. REFER TO ENGINEERING DISCIPLINE DRAWINGS FOR ADDITIONAL INFORMATION.

B. ALL LIGHT FIXTURES, DIFFUSER, SPRINKLER HEADS, ETC. IN ACOUSTICAL LAY-IN CEILINGS SHALL BE LOCATED IN THE CENTER OF THE CEILING, UNLESS NOTED OTHERWISE.

C. ALL SPRINKLER HEADS IN GYP. BD. CEILING SHALL BE CONCEALED SPRINKLER HEADS. SPRINKLER HEAD COVERS TO MATCH COLOR OF ADJACENT SURFACE.

D. REFER TO E001 FOR LIGHT FIXTURE TYPES.

E. ALL MECH. AND PLUMBING PIPING AND EQUIPMENT TO BE INSTALLED WITHIN THE BAR JOIST WHERE POSSIBLE.

F. EXISTING INTERCOM SYSTEM TO BE REPLACED. EXISTING RACEWAYS/CONDUIT SHALL REMAIN. NEW SPEAKERS AND NEW CALL BUTTONS TO BE PROVIDED AT THE EXISTING LOCATIONS.

G. INSTALLATION OF NEW SPRINKLER PIPING SHALL BE PERFORMED ABOVE EXISTING CEILING GRID. REPLACE ANY DAMAGED EXISTING CEILINGS.

H. PATCH EXISTING CEILING GRID WHERE LIGHTING FIXTURES ARE SHIFTED DURING REPLACEMENT.

A1	LEVEL 100 REFLECTED CEILING PLAN			A12	HEADER @ INT. SF		A15	CEILING DETAIL	
A401	3/32" = 1'-0"	A1/ A200		A401	1 1/2" = 1'-0"	29/ A031	A401	1 1/2" = 1'-0"	

CDH ARCHITECTURE
675 Tower Road
Marietta, GA 30060-6958
770.423.0016
www.cdhpartners.com

COPYRIGHT © 2019 by CDH PARTNERS INC.
All rights reserved.

ATLANTA PUBLIC SCHOOLS

HUMPHRIES ELEMENTARY SCHOOL RENOVATIONS & MODIFICATIONS

3020 HUMPHRIES DRIVE, SE
ATLANTA, GA 30354

PROJECT NO: 18080.00

CD	DD PACKAGE	01/28/2019
CD	50% CD	03/11/2019
CD	95% CD	04/15/2019
CD	100% CD	05/15/2019

STATE OF GEORGIA
MELISSA ANNE DOWNEY
5/15/19
CERTIFICATE NO. 025304
REGISTERED ARCHITECT

SHEET TITLE

REFLECTED CEILING PLAN - MAIN LEVEL

SHEET NUMBER

A401

5/15/2019 12:36:17 AM

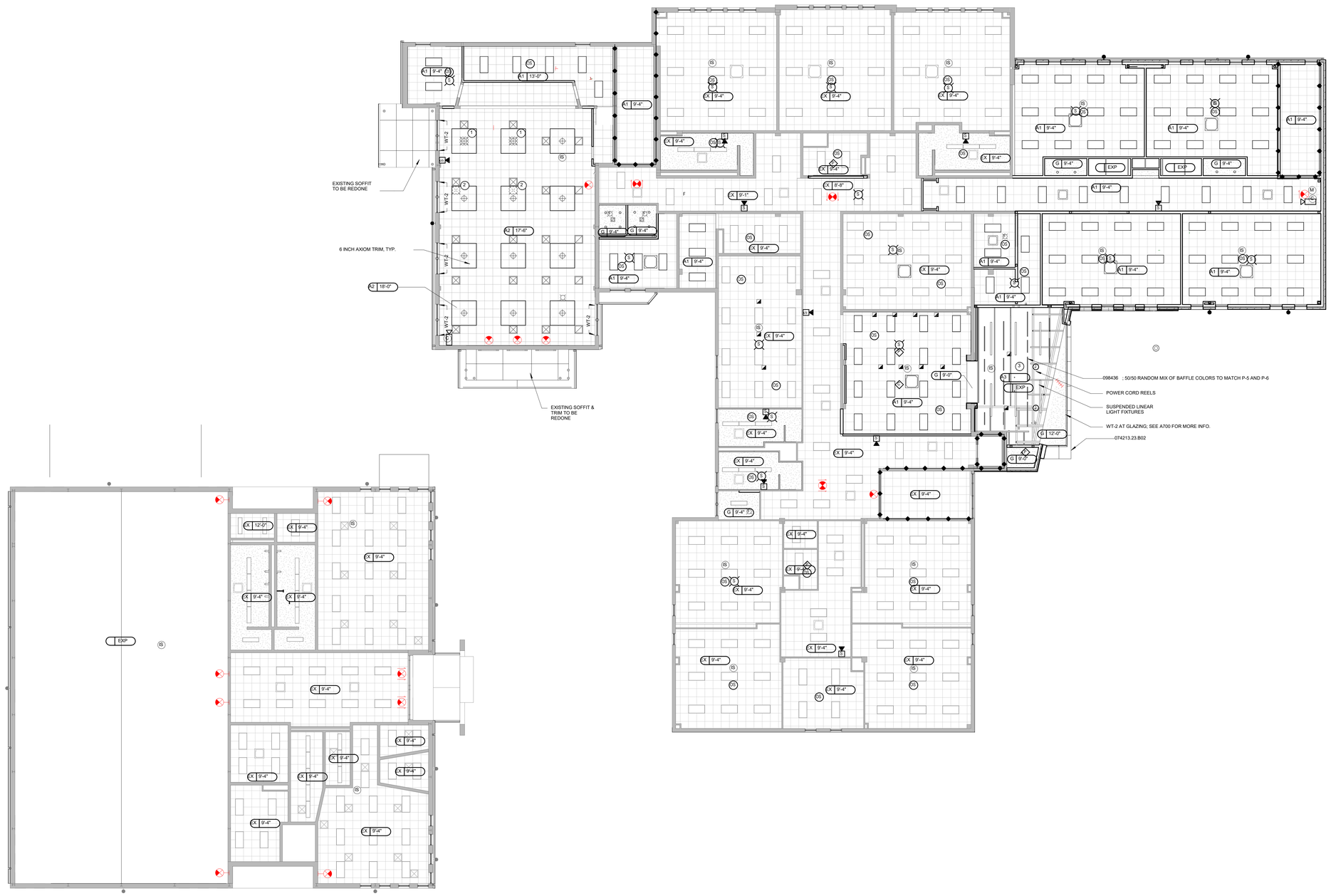

KEYNOTE LEGEND

098436	SOUND-ABSORBING CEILING UNITS

SHEET NOTES- A402

NO.	COMMENTS
1	MOVE EXISTING SUPPLY DIFFUSER 4'-0" TO LOCATION SHOWN.
2	MOVE EXISTING SUPPLY DIFFUSER 2'-0" TO LOCATION SHOWN.
3	NO CEILING. OPEN TO STRUCTURE. STRIKE A LINE AT 9'-11" AFF AROUND PERIMETER OF ENTIRE AREA, AND PAINT EVERYTHING ABOVE P-4. TYPICAL. SEE A700 FOR FINISHES. PAINT FOR CEILING STRUCTURE SHOULD BE DRY-FALL PAINT FINISH: FIRST COAT EQUAL TO SHERWIN WILLIAMS KEM BOND HS, SECOND COAT EQUAL TO SHERWIN WILLIAMS DRY FALL FLAT B48 SERIES.

CEILING TYPE NOTES

X X'-X"
CEILING TYPE
CEILING HEIGHT

A1 USG RADAR EDUCATION
PRODUCT # 2207
SIZE: 24"X24"X5/8"
EDGE: SQUARE
COLOR: WHITE
SUSPENSION SYSTEM: 15/16" TBD
SUSPENSION SYSTEM COLOR: WHITE

A2 USG MARS - HIGH NRC
PRODUCT # 88137
SIZE: 24"X24"X1"
EDGE: SQUARE
COLOR: WHITE
SUSPENSION SYSTEM: 15/16" TBD
SUSPENSION SYSTEM COLOR: WHITE

G1 GYPSUM BOARD CEILING TYPE 1 - PAINTED P-2 UNLESS NOTED OTHERWISE. SEE A700 FOR PAINT.

EXP EXPOSED TO STRUCTURE. SEE A700 FOR PAINT.

REFLECTED CEILING PLAN LEGEND

- EXISTING CEILING TO REMAIN
- 2 x 2 ACOUSTICAL LAY IN CEILING SYSTEM
- PAINTED GYPSUM BOARD CEILING
- CEILING ACCESS PANEL
- C.J. CONTROL JOINT
- PENDANT MOUNTED FIXTURE
- RECESSED DOWNLIGHT
- 2' x 4' LAY-IN LIGHT FIXTURE
- 2' x 2' LAY-IN LIGHT FIXTURE
- STRIP FIXTURE
- S FIRE ALARM SPEAKER
- EXIT SIGN
- EXIT SIGN- WALL MOUNTED
- EXIT SIGN/ EMERGENCY LIGHT WALL MOUNTED
- WALL MOUNTED EMERGENCY LIGHT
- HVAC RETURN OR EXHAUST FAN
- HVAC SUPPLY AIR DIFFUSER
- LINEAR AIR DIFFUSER
- IS INTERCOM SPEAKER

SECURITY LEGEND

- AI AI PHONE
- P PANIC BUTTON
- M MOTION DETECTOR
- C CCTV CAMERA

GENERAL NOTES

A. REFLECTED CEILING PLANS MAY NOT SHOW FULL EXTENT OF LIGHTING , MECHANICAL PENETRATIONS OR REQUIRED ACCESS PANELS. REFER TO ENGINEERING DISCPLINE DRAWINGS FOR ADDITIONAL INFORMATION.

B. ALL LIGHT FIXTURES, DIFFUSER, SPRINKLER HEADS, ETC. IN ACOUSTICAL LAY-IN CEILINGS SHALL BE LOCATED IN THE CENTER OF THE CEILING. UNLESS NOTED OTHERWISE.

C. ALL SPRINKLER HEADS IN GYP. BD. CEILING SHALL BE CONCEALED SPRINKLER HEADS. SPRINKLER HEAD COVERS TO MATCH COLOR OF ADJACENT SURFACE.

D. REFER TO E001 FOR LIGHT FIXTURE TYPES.

E. ALL MECH. AND PLUMBING PIPING AND EQUIPMENT TO BE INSTALLED WITHIN THE BAR JOIST WHERE POSSIBLE.

F. EXISTING INTERCOM SYSTEM TO BE REPLACED. EXISTING RACEWAYS/CONDUIT SHALL REMAIN. NEW SPEAKERS AND NEW CALL BUTTONS TO BE PROVIDED AT THE EXISTING LOCATIONS.

G. INSTALLATION OF NEW SPRINKLER PIPING SHALL BE PERFORMED ABOVE EXISTING CEILING GRID. REPLACE ANY DAMAGED EXISTING CEILINGS.

H. PATCH EXISTING CEILING GRID WHERE LIGHTING FIXTURES ARE SHIFTED DURING REPLACEMENT.

A1 LEVEL 200 REFLECTED CEILING PLAN

A402 | 3/32" = 1'-0" | A1/ A200

CDH ARCHITECTURE
675 Tower Road
Marietta, GA 30060-6958
770.423.0016
www.cdhpartners.com

COPYRIGHT © 2019 by CDH PARTNERS INC.
All rights reserved.

ATLANTA PUBLIC SCHOOLS

HUMPHRIES ELEMENTARY SCHOOL
RENOVATIONS & MODIFICATIONS

3020 HUMPHRIES DRIVE, SE
ATLANTA, GA 30354

PROJECT NO: 18080.00

DD	DD PACKAGE	01/28/2019
CD	50% CD	03/11/2019
CD	95% CD	04/15/2019
CD	100% CD	05/15/2019

STATE OF GEORGIA
MELISSA ANNE LAUREL
05-15-19
CERTIFICATE NO. 34843
REGISTERED ARCHITECT

SHEET TITLE
REFLECTED CEILING PLAN - UPPER LEVEL

SHEET NUMBER
A402

5/15/2019 12:30:14 AM

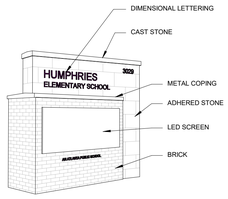

L1	3D VIEW OF SIGN		
A552			

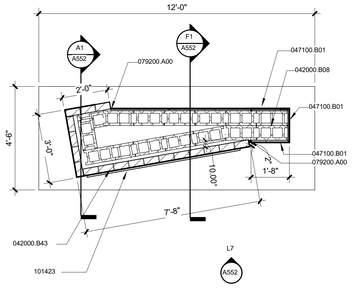

L4	MONUMENTAL SIGN PLAN		
A552	3/8" = 1'-0"	A1/ A101	

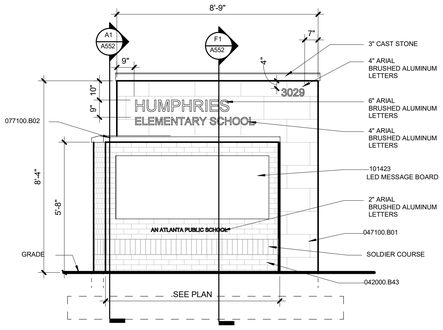

L7	MONUMENTAL SIGN ELEVATION		
A552	3/8" = 1'-0"	A1/ A101	

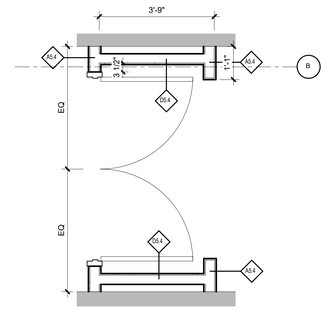

L11	TYP. CORRIDOR DOORS		
A552	1/2" = 1'-0"	A1/ A131	

KEYNOTE LEGEND

033000.A06	REINF CONC FOOTING - SEE STRUCT
042000.B02	CONCRETE MASONRY UNIT (CMU)
042000.B08	8" CONCRETE MASONRY UNIT
042000.B43	BRICK
042000.B44	FACE BRICK
042000.C22	NON-SHRINK GROUT
042000.C23	BLOCK CONCRETE FILL
047100.B01	ADHERED CALCIUM SILICATE MANUFACTURED STONE
047100.E01	VENEER CALCIUM SILICATE MANUFACTURED STONE
051200.A05	ANGLE
061053.D01	BLOCKING
061600.B15	1/2" GLASS-MAT GYPSUM WALL SHEATHING
072100.A00	THERMAL INSULATION
072100.B06	2" EXTRUDED POLYSTYRENE INSUL BD
072726.A02	HI-BUILD AIR BARRIER, VAPOR PERMEABLE
072726.B02	ADHESIVE-COATED TRANSITION STRIP
074213.23	METAL COMPOSITE MATERIAL WALL PANELS
076200.A03	ALUMINUM SHEET FLASHING
076200.A04	STAINLESS-STEEL SHEET FLASHING
076500.A00	THROUGH WALL FLASHING
077100.B02	METAL COPING
079200.A00	JOINT SEALANTS
079200.L01	JOINT-SEALANT BACKING
084113	ALUMINUM-FRAMED ENTRANCES AND STOREFRONTS
084113.A00	ALUM-FRAMED ENTRANCE AND STOREFRONT
092216.A00	NON-STRUCTURAL METAL FRAMING
092216.C07	7/8" HAT-SHAPED, FURRING CHANNEL
092900.B01	INTERIOR GYPSUM BOARD
092900.C05	EXPANSION (CONTROL) JOINT
092900.D02	SOUND-ATTENUATION BLANKET
101419.A00	DIMENSIONAL LETTER SIGNAGE
101423	PANEL SIGNAGE

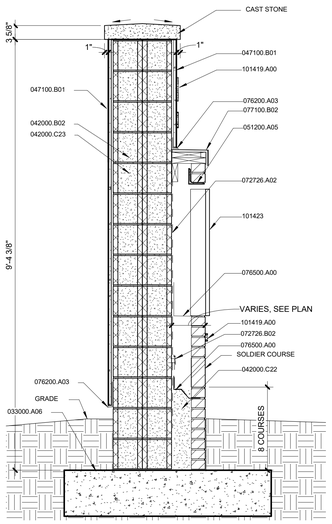

F1	SIGNAGE SECTION 2		
A552	3/4" = 1'-0"	L4/ A552	

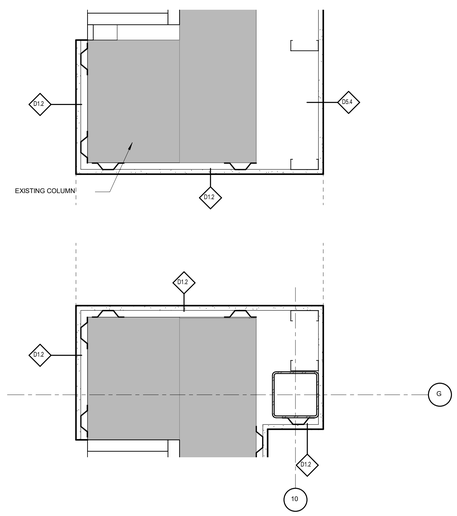

E4	STEM LAB WALL OPENING		
A552	1 1/2" = 1'-0"	E1/ A132	

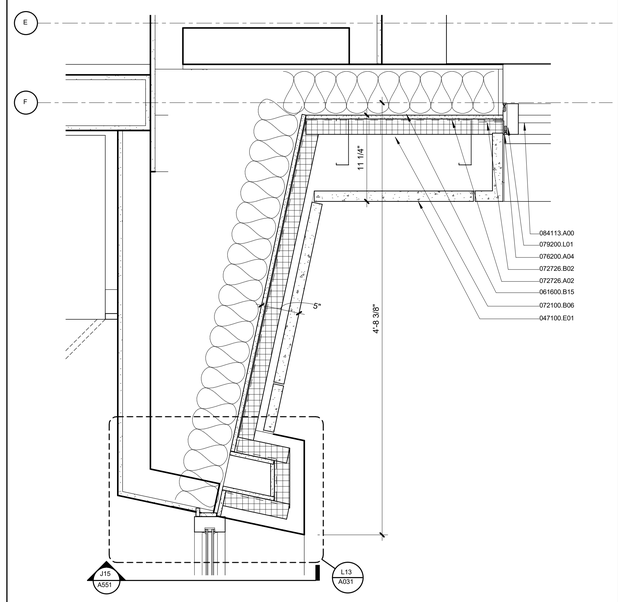

E8	PLAN DETAIL @ ACM & STONE		
A552	1 1/2" = 1'-0"	E1/ A132	

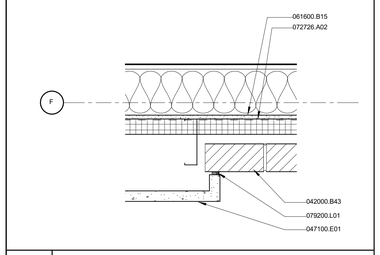

H13	DETAIL @ STONE & BRICK		
A552	1 1/2" = 1'-0"	A1/ A131	

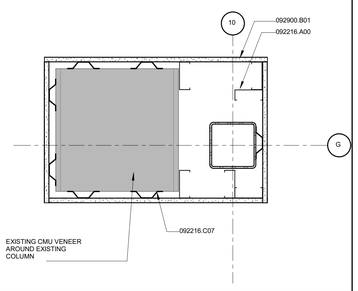

E13	FURRING @ LOBBY COLUMN		
A552	1 1/2" = 1'-0"	A1/ A131	

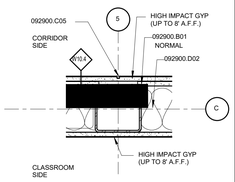

E16	TYP. WALL @ COL.		
A552	1 1/2" = 1'-0"	A1/ A131	

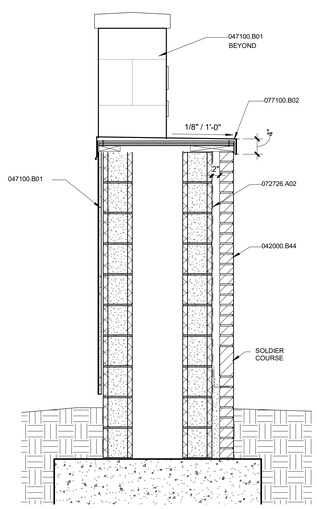

A1	SIGNAGE SECTION 1		
A552	3/4" = 1'-0"	L4/ A552	

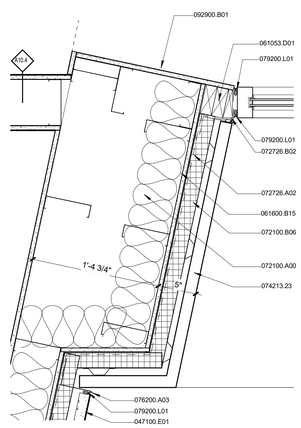

A4	PLAN DETAIL @ ACM & GLASS		
A552	1 1/2" = 1'-0"	E1/ A132	

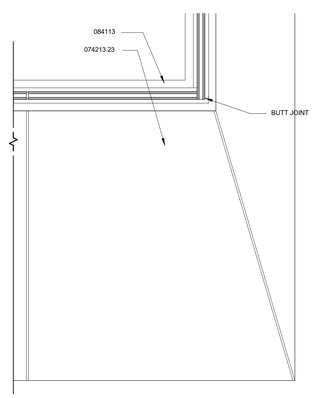

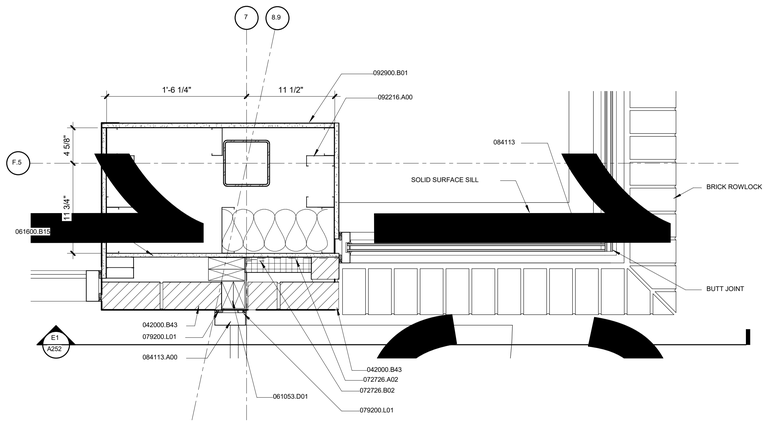

A11	PLAN DETAIL @ ENTRY CORNER		
A552	1 1/2" = 1'-0"	A1/ A131	

CDH ARCHITECTURE
675 Tower Road
Marietta, GA 30060-6958
770.423.0016
www.cdhpartners.com

COPYRIGHT © 2019 by CDH PARTNERS INC.
All rights reserved.

ATLANTA PUBLIC SCHOOLS

HUMPHRIES ELEMENTARY SCHOOL RENOVATIONS & MODIFICATIONS

3029 HUMPHRIES DRIVE, SE
ATLANTA, GA 30354

PROJECT NO: 18080.00

cd	100% CD	05/15/2019

STATE OF GEORGIA
MELISSA ANNE KNIPPER
05/15/19
CERTIFICATE NO. 32878
REGISTERED ARCHITECT

SHEET TITLE
DETAILS

SHEET NUMBER
A552

5/16/2019 12:36:39 AM

ROOM FINISH SCHEDULE

Number	Name	Wall Finish	Floor Finish	Base Finish	Interior Signage Copy
1100	HALLWAY	P-1	LVT-1	RB-1	
1100	MAIN ENTRANCE LOBBY	P-1	LVT-1	RB-1	
1101	VESTIBULE	P-1	CPT-3	RB-1	
1102	ELEV. MACH. RM.	N/A	N/A	N/A	ELEVATOR MACHINE ROOM
1103	GIRLS	P-1	EP-1	EPB-1	GIRLS
1104	BOYS	P-1	EP-1	EPB-1	BOYS
1105	MECH. / STORAGE	P-1	SC-1	RB-1	MECH. / STORAGE
1106	BOOK STORAGE	P-1	LVT-1	RB-1	BOOK STORAGE
1107	BLDG SPT OFFICE	P-1	CPT-1	RB-1	OFFICE
1108	ELEC.	P-1	SC-1	RB-1	ELECTRICAL
1109	STOR.	P-1	LVT-1	RB-1	STORAGE
1110	PARENT CENTER	P-1	LVT-2	RB-1	PARENT CENTER
1111	TECH STORAGE	P-1	LVT-2	RB-1	TECH STORAGE
1112	FACULTY DINING	P-1	LVT-2	RB-1	FACULTY DINING
1113	VEST.	P-1	LVT-1	RB-1	
1114	TOIL	P-1	EP-1	EPB-1	TOILET
1115	TOIL	P-1	EP-1	EPB-1	TOILET
1116	STOR.	P-1	LVT-1	RB-1	STORAGE
1117	VEST.	P-1	CPT-3	RB-1	
1118	STOR.	P-1	LVT-1	RB-1	STORAGE
1119	GIRLS	P-1	EP-1	EPB-1	GIRLS
1120	CLASSROOM	P-1	LVT-2	RB-1	CLASSROOM
1121	CLASSROOM	P-1	LVT-2	RB-1	CLASSROOM
1122	CLASSROOM	P-1	LVT-2	RB-1	CLASSROOM
1123	IDF	P-1	SC-1	RB-1	IDF
1124	BOYS	P-1	EP-1	EPB-1	BOYS
1125	PEC MOID CLASSROOM	P-1	LVT-2	RB-1	CLASSROOM
1126	T.	TP-2	EP-1	CT-3	TOILET
1127	BOOK STOR.	P-1	LVT-1	RB-1	BOOK STORAGE
1128	PEC CLASSROOM	P-1	LVT-2	RB-1	CLASSROOM
1129	TLT/SHWR	TP-1	EP-1	EPB-1	TOILET/SHOWER
1130	TEST STOR.	P-1	LVT-1	RB-1	TEST STORAGE
1131	FACULTY WORKROOM/ MAILROOM	P-1	LVT-2	RB-1	WORKROOM / MAILROOM
1132	T.	P-1	EP-1	EPB-1	TOILET
1133	CONFERENCE ROOM	P-1	CPT-1	RB-1	CONFERENCE ROOM
1134	HALLWAY	P-1	CPT-1	RB-1	
1135	PRINCIPAL OFFICE	P-1	CPT-1	RB-1	PRINCIPAL OFFICE
1136	T.	P-1	EP-1	EPB-1	TOILET
1137	CLINIC	P-1	LVT-2	RB-1	CLINIC
1138	T.	P-1	EP-1	EPB-1	TOILET
1139	STOR.	P-1	LVT-2	RB-1	STORAGE
1140	T.	P-1	EP-1	EPB-1	TOILET
1141	RECEPTION	P-1	CPT-1	RB-1	RECEPTION
1142	SUPPLY	P-1	CPT-1	RB-1	SUPPLIES
1143	RECORDS/ VAULT	P-1	CPT-1	RB-1	RECORDS / VAULT
1144	SECRETARY	P-1	CPT-1	RB-1	SECRETARY OFFICE
1200	HALLWAY	P-1	LVT-1	RB-1	
1201	CLASSROOM	P-1	LVT-2	RB-1	CLASSROOM
1202	CLASSROOM	P-1	LVT-2	RB-1	CLASSROOM
1203	COMMONS	P-1	CPT-1	RB-1	COMMONS
1204	CLASSROOM	P-1	LVT-2	RB-1	CLASSROOM
1205	CLASSROOM	P-1	LVT-2	RB-1	CLASSROOM
1206	OFFICE	P-1	CPT-1	RB-1	OFFICE
1207	BOOK STOR.	P-1	LVT-1	RB-1	BOOK STORAGE
1301	CAFETERIA	P-1	LVT	RB-1	CAFETERIA
1302	MECH.	P-1	SC-1	RB-1	MECHANICAL
1303	VEST.	P-1	CPT-3	RB-1	
1304	MECH.	P-1	SC-1	RB-1	MECHANICAL
1305	KITCHEN	P-1	EP-1	EPB-1	KITCHEN
1306	VEST.	P-1	EP-1	EPB-1	
1307	LAUNDRY	P-1	EP-1	EPB-1	LAUNDRY
1308	TOILET/ LOCKERS	P-1	EP-1	EPB-1	TOILET / LOCKERS
1309	JAN.	N/A	N/A	N/A	JANITOR
1310	STOR.	P-1	EP-1	EPB-1	STORAGE
1311	DRY STORAGE	P-1	EP-1	EPB-1	DRY STORAGE
1312	OFFICE	P-1	LVT-2	RB-1	OFFICE
1313	FREEZER	N/A	N/A	N/A	
1314	COOLER	N/A	N/A	N/A	
1400	HALLWAY	P-1	LVT-1	RB-1	
1401	PRE-K CLASSROOM	P-1	LVT-2	RB-1	CLASSROOM
1402	CLASSROOM	P-1	LVT-2	RB-1	CLASSROOM
1403	INTERRELATED OFFICES	P-1	CPT-1	RB-1	OFFICES
1404	STOR.	P-1	CPT-1	RB-1	STORAGE
1405	MDF	P-1	SC-1	RB-1	MDF
1406	MECH.	P-1	SC-1	RB-1	MECHANICAL
1407	CLASSROOM	P-1	LVT-2	RB-1	CLASSROOM
1408	CLASSROOM	P-1	LVT-2	RB-1	CLASSROOM
1409	BOYS	P-1	EP-1	EPB-1	BOYS
1410	GIRLS	P-1	EP-1	EPB-1	GIRLS
1411	ELEC.	N/A	N/A	N/A	ELECTRICAL
1412	MECH.	N/A	N/A	N/A	MECHANICAL
1500	HALLWAY	P-1	LVT-1	RB-1	
1501	CHORAL/MUSIC	P-1	CPT-2	RB-1	CHORAL / MUSIC CLASSROOM
1502	PRAC.	P-1	CPT-2	RB-1	PRACTICE ROOM
1503	PRAC.	P-1	CPT-2	RB-1	PRACTICE ROOM
1504	CL.	P-1	CPT-2	RB-1	CLOSET
1505	STOR.	P-1	CPT-2	RB-1	STORAGE
1506	ELEC.	N/A	N/A	N/A	ELECTRICAL
1507	STOR.	P-1	AF-1	RB-1	STORAGE
1508	OFFICE	P-1	CPT-1	RB-1	OFFICE
1509	MULTI- PURPOSE	ETR	AF-1	RB-1	MULTI-PURPOSE
1510	JAN.	P-1	SC-1	RB-1	JANITOR
1511	GIRLS	P-1	EP-1	EPB-1	GIRLS
1512	BOYS	P-1	EP-1	EPB-1	BOYS
1513	ART	P-1	LVT-2	RB-1	ART CLASSROOM
1514	KILN	P-1	SC-1	RB-1	KILN ROOM
2100	HALLWAY	P-1	LVT-1	RB-1	
2102	TOILET	P-1	EP-1	EPB-1	TOILET
2103	GIRLS	P-1	EP-1	EPB-1	GIRLS
2104	BOYS	P-1	EP-1	EPB-1	BOYS
2108	COMPUTER LAB	P-1	LVT-2	RB-1	CLASSROOM
2109	AP OFFICE	P-1	CPT-1	RB-1	ASSISTANT PRINCIPAL OFFICE
2110	TECH. STOR.	P-1	LVT-1	RB-1	TECH STORAGE
2111	COUNSELING	P-1	CPT-1	RB-1	COUNSELING OFFICE
2112	TOILET	P-1	EP-1	EPB-1	TOILET
2113	TOILET	P-1	EP-1	EPB-1	TOILET
2119	GIRLS	P-1	EP-1	EPB-1	GIRLS
2120	CLASSROOM	P-1	LVT-2	RB-1	CLASSROOM
2121	CLASSROOM	P-1	LVT-2	RB-1	CLASSROOM
2122	CLASSROOM	P-1	LVT-2	RB-1	CLASSROOM
2123	TECH. STOR.	P-1	LVT-1	RB-1	TECH STORAGE
2124	BOYS	P-1	EP-1	EPB-1	BOYS
2125	CLASSROOM	P-1	LVT-2	RB-1	CLASSROOM
2126	STOR.	P-1	LVT-1	RB-1	STORAGE
2127	ELEC.	P-1	SC-1	RB-1	ELECTRICAL
2128	CLASSROOM	P-1	LVT-2	RB-1	CLASSROOM
2129	JANITOR	P-1	SC-1	RB-1	JANITOR
2130	STOR.	P-1	LVT-1	RB-1	STORAGE
2131	CLASSROOM	P-1	LVT-2	RB-1	CLASSROOM
2133	CLASSROOM	P-1	LVT-2	RB-1	CLASSROOM
2134	BOOK STOR.	P-1	LVT-1	RB-1	BOOK STORAGE
2135	OFFICE	P-1	CPT-1	RB-1	OFFICE
2136	CLASSROOM	P-1	LVT-2	RB-1	CLASSROOM
2138	STOR.	P-1	LVT-2	RB-1	STORAGE
2200	HALLWAY	P-1	LVT-1	RB-1	
2201	CLASSROOM	P-1	LVT-2	RB-1	CLASSROOM
2202	CLASSROOM	P-1	LVT-2	RB-1	CLASSROOM
2203	COMMONS	P-1	CPT-1	RB-1	COMMONS
2204	CLASSROOM	P-1	LVT-2	RB-1	CLASSROOM
2205	CLASSROOM	P-1	LVT-2	RB-1	CLASSROOM
2206	BOOK STOR.	P-1	CPT-1	RB-1	BOOK STORAGE
2207	STOR.	P-1	LVT-1	RB-1	STORAGE
2208	ELEC.	P-1	SC-1	RB-1	ELECTRICAL
2209	STEM LAB	P-1	LVT-2	RB-1	STEM LAB / MAKER SPACE
2301	MEDIA CENTER	P-1	CPT-2	EW-1	MEDIA CENTER
2302	OFFICE	P-1	CPT-1	RB-1	OFFICE
2303	WORK ROOM	P-1	LVT-2	RB-1	WORKROOM
EL1	ELEV.	PL-2	LVT-1		ELEVATOR
S1	STAIR	P-1	VARIES	RB-1	EXIT STAIR
S2	STAIR	P-1	VARIES	RB-1	EXIT STAIR
S3	STAIR	P-1	VARIES	RB-1	EXIT STAIR

REP CONTACT INFO

COMPANY	REP NAME	EMAIL	PHONE
3M	SCOTT KRUSE	SKRUSE@MMM.COM	
ABBA CONTRACT	LAURA JOHNSON	LJOHNSON@ABBACONTRACT.COM	205-808-0064
ALLSTATE	SEAN HANRAHAN	SEAN@ALLSTATERUBBER.COM	404-862-6902
ARMSTRONG FLOORING	BOB EUDY	RAEUDY@ARMSTRONGFLOORING.COM	770-314-4941
DALTILE	ANDREA ZAHARION	ANDREA.ZAHARION@DALTILE.COM	561-310-0859
DPS, INC.	BOBBY BUSH	BBUSH@DPSINC.NET	770-690-3112
FORMICA	LESLIE GALIFIANAKIS	LESLIE.GALIFIANAKIS@FORMICA.COM	404-312-7633
GERFLOR	DANTE ERBA	DANTE.ERBA@GERFLORUSA.COM	877-437-3567
INTERFACE FLOR	SHELBY EANES	SHELBY.EANES@INTERFACE.COM	404-877-5002
LG HAUSYS	JERE MCCORKLE	JMCCORKLE@LGHAUSYS.COM	404-661-3658
MILLER DECALS	BRIAN	BRIAN@MILLERDECALS.COM	404-538-4836
PARALLAX	WADE BEARD	WBEARD@PARALAXDIGITAL.COM	678-643-0353
SHAW CONTRACT	ALLI (MAIR) ADAMS	ALLISON.MAIR@SHAWINC.COM	404-210-3776
SHERWIN WILLIAMS	MATTHEW HEALD	MATTHEW.J.HEALD@SHERWIN.COM	404-323-2263
SPRING WINDOW FASHIONS	JIM CROTTS	JIM.CROTTS@SWFCONTRACT.COM	608-698-3385
SQ INSTALLERS	STEVE FOSTER	SQINSTALLERS@GMAIL.COM	678-524-7396
STONHARD	BRIAN MASTAY	BMASTAY@STONHARD.COM	941-387-6297
TANDUS CENTIVA	LENNIE ROWAN	LROWAN@CENTIVA.COM	404-428-5210
WILSONART	DAVID MAY	MAYD@WILSONART.COM	770-527-2466

VE ALT. SCHEDULE FOR LVT FLOORING

VINYL COMPOSITION TILE	
VCT-1	(CORRIDORS) MANUFACTURER: ARMSTRONG; PRODUCT: STANDARD EXCELON IMPERIAL TEXTURE; COLOR: 51810 WASHED LINEN; SIZE: 12"X12"
VCT-2	(CLASSROOMS) MANUFACTURER: ARMSTRONG; PRODUCT: STANDARD EXCELON IMPERIAL TEXTURE; COLOR: 51901 TAUPE; SIZE: 12"X12"
VCT-3	(ACCENT) MANUFACTURER: ARMSTRONG; PRODUCT: STANDARD EXCELON IMPERIAL TEXTURE; COLOR: 51820 MARINA BLUE; SIZE: 12"X12"
VCT-4	(ACCENT) MANUFACTURER: ARMSTRONG; PRODUCT: STANDARD EXCELON IMPERIAL TEXTURE; COLOR: 51866 LITTLE GREEN APPLE; SIZE: 12"X12"
VCT-5	(ACCENT) MANUFACTURER: ARMSTRONG; PRODUCT: STANDARD EXCELON IMPERIAL TEXTURE; COLOR: 51812 LEMON YELLOW; SIZE: 12"X12"

FINISH SCHEDULE

ATHLETIC FLOORING	
AF-1	MANUFACTURER: GERFLOR; PRODUCT: TARAFLEX SPORT M PLUS; COLOR: 6381 MAPLE DESIGN
CARPET	
CPT-1	MANUFACTURER: SHAW CONTRACT; COLLECTION: MINDFUL PLAY; STYLE: THINK TILE 5T186; COLOR: TRANSFORM 86585; SIZE: 24"X24"; INSTALLATION METHOD: QUARTER TURN
CPT-2	MANUFACTURER: INTERFACE FLOR; COLLECTION: ROY G. BIV; STYLE: 1472102500; COLOR: 7447 SHADOW GRAY; SIZE: 50CMX50CM; INSTALLATION METHOD: QUARTER TURN
CPT-3	MANUFACTURER: SHAW CONTRACT; COLLECTION: ALL ACCESS; STYLE: PATH 5T034; COLOR: STERLING; SIZE: 24"X24"; INSTALLATION METHOD: MONOLITHIC
CERAMIC TILE	
CT-1	MANUFACTURER: DALTILE; PRODUCT: SEMI-GLOSS WALL TILE; COLOR: BISCUIT - K175; SIZE: 6"X8"
CT-2	MANUFACTURER: DALTILE; PRODUCT: SEMI-GLOSS COLOR TRENDS WALL TILE; COLOR: CITRIC BLOOM - Q140; SIZE: 6"X6"
CT-3	MANUFACTURER: DALTILE; PRODUCT: SEMI-GLOSS COLOR TRENDS WALL TILE; COLOR: SEA BREEZE - Q174; SIZE: 6"X6"
CORNER GUARD	
CG-1	MANUFACTURER: INPRO; STYLE: 160BN BLUNOSE SURFACE MOUNT CORNER GUARD; WING SIZE: 2"; HEIGHT: FULL HEIGHT (BEGIN AT TOP OF BASE); COLOR: WHITE SAND 0103
CG-2	MANUFACTURER: INPRO; STYLE: 160DBN BLUNOSE SURFACE MOUNT END WALL PROTECTOR; WING SIZE: 2"; HEIGHT: FULL HEIGHT (BEGIN AT TOP OF BASE); COLOR: WHITE SAND 0103
EPOXY FLOORING	
EP-1	MANUFACTURER: STONHARD; PRODUCT: STONSHIELD HRI; THICKNESS: 3/16" TROWELED MORTAR SYSTEM; COLOR: DRIFTWOOD; EPOXY FLOORING TO BE INSTALLED OVER EXISTING FLOOR TILE. AFTER INSTALLATION, NO GROUT JOINTS ARE TO TELEGRAPH / BE VISIBLE.
EP-2	MANUFACTURER: STONHARD; PRODUCT: STONSHIELD UTS; COLOR: DRIFTWOOD; EPOXY FLOORING TO BE INSTALLED OVER EXISTING FLOORING. AFTER INSTALLATION, NO GROUT JOINTS ARE TO TELEGRAPH / BE VISIBLE.
EP-3	MANUFACTURER: SHERWIN WILLIAMS; PRODUCT: ARMORSEAL 8100, SATIN SHEEN, ADD SHERWIN WILLIAMS H&C SHARK GRIP ANTI-SKID ADDITIVE; COLOR: TBD; CONTRACTOR TO ENSURE ANY PRIOR FINISHES HAVE BEEN REMOVED AND SURFACE IS CLEAN AND DRY PRIOR TO APPLICATION.
FABRIC	
FB-1	MANUFACTURER: MAHARAM; STYLE: TABBY CHECK 511487; COLOR: 006 PACIFIC
LUXURY VINYL TILE	
LVT-1	(CORRIDORS) MANUFACTURER: TANDUS-CENTIVA; ITEM: CMD 3306-P; STYLE: MODERN WOOD PCMD; COLOR: CANADIAN MAPLE 3306; SIZE: 6"X48"; INSTALLATION METHOD: RANDOM PLANK
LVT-2	(CLASSROOMS) MANUFACTURER: TANDUS-CENTIVA; ITEM: CBE C123-P; STYLE: COLOR BEAM PCBE; COLOR: SOBA C123; SIZE: 18"X18"; INSTALLATION METHOD: QUARTER-TURN
LVT-3	(ACCENT) MANUFACTURER: TANDUS-CENTIVA; ITEM: CBE C102-P; STYLE: COLOR BEAM PCBE; COLOR: JEWEL C102; SIZE: 18"X18"; INSTALLATION METHOD: QUARTER-TURN. LOCATIONS TO BE DETERMINED. ASSUME 10% OF FLOORING IS AN ACCENT.
LVT-4	(ACCENT) MANUFACTURER: TANDUS-CENTIVA; ITEM: CBE C105-P; STYLE: COLOR BEAM PCBE; COLOR: VERDE C105; SIZE: 18"X18"; INSTALLATION METHOD: QUARTER-TURN; LOCATIONS TO BE DETERMINED. ASSUME 10% OF FLOORING IS AN ACCENT.
LVT-5	(ACCENT) MANUFACTURER: TANDUS-CENTIVA; ITEM: CBE C106-P; STYLE: COLOR BEAM PCBE; COLOR: STRAW C106; SIZE: 18"X18"; INSTALLATION METHOD: QUARTER-TURN; LOCATIONS TO BE DETERMINED. ASSUME 10% OF FLOORING IS AN ACCENT.
PAINT	
P-1	(MAIN WALL COLOR) MANUFACTURER: SHERWIN WILLIAMS; COLOR: SW 7011 NATURAL CHOICE
P-2	(CEILING COLOR) MANUFACTURER: SHERWIN WILLIAMS; COLOR: SW7005 PURE WHITE
P-3	(TRIM COLOR) MANUFACTURER: SHERWIN WILLIAMS; COLOR: SW7025 BACKDROP
P-4	MANUFACTURER: SHERWIN WILLIAMS; COLOR: SW7030 ANEW GRAY
P-5	MANUFACTURER: SHERWIN WILLIAMS; COLOR: SW6725 PICKLE
P-6	MANUFACTURER: SHERWIN WILLIAMS; COLOR: SW6717 LIME RICKEY

FINISH SCHEDULE

PLASTIC LAMINATE	
PL-1	(CABINETS) MANUFACTURER: FORMICA; COLOR: 7012-58 AMBER MAPLE
PL-2	(COUNTERTOPS) MANUFACTURER: WILSONART; COLOR: PEWTER MESH 4878-38
SEALED CONCRETE	
SC-1	SEALED CONCRETE.
SOLID SURFACE	
SS-1	MANUFACTURER: LG HAUSYS; PRODUCT: HI-MACS; COLOR: ANDROMEDA T017
TILE PATTERN	
TP-1	TILE PATTERN USING CT-1, CT-2, CT-3. SEE A11 ON A700.
WALL BASE	
EPB-1	4" INTEGRAL COVE BASE WITH EP-1 EPOXY FLOORING PRODUCT.
EW-1	EXISTING WOOD BASE TO BE REPAIRED OR REPLACED TO LIKE NEW CONDITION. SMOOTH AND FREE OF IMPERECTIONS, PREPPED AND PRIMED TO RECEIVE P-3 FINISH.
RB-1	MANUFACTURER: ALLSTATE 4" CONTINUOUS ROLL COVE, NOT STRIPS; COLOR: #A06; FACTORY PRE-MOLDED EXTERNAL CORNERS AND END STOPS SHALL MATCH BASE MATERIALS; RUBBER BASE CORNERS: USE MANUFACTURER'S INSTRUCTIONS, USE PREFABRICATED CORNERS IN LIEU OF JOB BUILT AT ALL CORNERS.
WALL GRAPHIC	
WG-1	CUSTOM WALL GRAPHIC. DESIGN TBD AND PROVIDED BY PRINTING COMPANY. MATERIAL TO BE 3M CAST FILM WITH OVERLAMINATE APPROPRIATE FOR WALL SURFACE TYPE. EXACT PRODUCT TO BE DETERMINED. NO CALENDAR FILMS WILL BE ACCEPTED.
WG-2	CUSTOM WALL GRAPHIC. DESIGN TBD AND PROVIDED BY PRINTING COMPANY. MATERIAL TO BE 3M CAST FILM WITH OVERLAMINATE APPROPRIATE FOR WALL SURFACE TYPE. EXACT PRODUCT TO BE DETERMINED. NO CALENDAR FILMS WILL BE ACCEPTED.
WG-3	CUSTOM WALL GRAPHIC. DESIGN TBD AND PROVIDED BY PRINTING COMPANY. MATERIAL TO BE 3M CAST FILM WITH OVERLAMINATE APPROPRIATE FOR WALL SURFACE TYPE. EXACT PRODUCT TO BE DETERMINED. NO CALENDAR FILMS WILL BE ACCEPTED.
WG-4	CUSTOM WALL GRAPHIC. DESIGN TBD AND PROVIDED BY PRINTING COMPANY. MATERIAL TO BE 3M CAST FILM WITH OVERLAMINATE APPROPRIATE FOR WALL SURFACE TYPE. EXACT PRODUCT TO BE DETERMINED. NO CALENDAR FILMS WILL BE ACCEPTED.
WG-5	CUSTOM WALL GRAPHIC. DESIGN TBD AND PROVIDED BY PRINTING COMPANY. MATERIAL TO BE 3M CAST FILM WITH OVERLAMINATE APPROPRIATE FOR WALL SURFACE TYPE. EXACT PRODUCT TO BE DETERMINED. NO CALENDAR FILMS WILL BE ACCEPTED.
WG-6	CUSTOM WALL GRAPHIC. DESIGN TBD AND PROVIDED BY PRINTING COMPANY. MATERIAL TO BE 3M CAST FILM WITH OVERLAMINATE APPROPRIATE FOR WALL SURFACE TYPE. EXACT PRODUCT TO BE DETERMINED. NO CALENDAR FILMS WILL BE ACCEPTED.
WG-7	CUSTOM WALL GRAPHIC. DESIGN TBD AND PROVIDED BY PRINTING COMPANY. MATERIAL TO BE 3M CAST FILM WITH OVERLAMINATE APPROPRIATE FOR WALL SURFACE TYPE. EXACT PRODUCT TO BE DETERMINED. NO CALENDAR FILMS WILL BE ACCEPTED.
WG-8	CUSTOM WALL GRAPHIC. DESIGN TBD AND PROVIDED BY PRINTING COMPANY. MATERIAL TO BE 3M CAST FILM WITH OVERLAMINATE APPROPRIATE FOR WALL SURFACE TYPE. EXACT PRODUCT TO BE DETERMINED. NO CALENDAR FILMS WILL BE ACCEPTED.
WINDOW TREATMENTS	
WT-1	MANUFACTURER: SPRING WINDOW FASHIONS; PRODUCT: MINI BLINDS; COLOR: BRUSHED ALUMINUM 121; INSTALL: INSIDE MOUNT
WT-2	MANUFACTURER: SPRING WINDOW FASHIONS; PRODUCT: MOTORIZED ROLLER SHADES; SERIES: CROSSHATCH R SERIES; OPENNESS: 1% R100; COLOR: EGGSHELL/FOG; FASCIA COLOR: CLEAR ANODIZED ALUMINUM 875
WOOD FLOORING	
WD-1	3/4" HARDWOOD FLOORING IN SAME SPECIES AND CUT AS EXISTING WOOD FLOORING ON READING NOOK PLATFORM. STAIN AND FINISH TO MATCH EXISTING FLOORING. SUBMIT SAMPLES TO ARCHITECT FOR VERIFICATION.
WOOD STAIN	
WS-1	MATCH FORMICA LAMINATE AMBER MAPLE 7012-58. SUBMIT SAMPLES TO ARCHITECT.

INTERIOR GENERAL NOTES

1. NEW FINISHES ARE AS NOTED, ALL MATERIALS TO BE PURCHASED DIRECTLY FROM THE MANUFACTURER ONLY. NO SUBSTITUTE SOURCES OR PRODUCTS ALLOWED WITHOUT WRITTEN AUTHORIZATION FROM THE ARCHITECT OR THE INTERIOR DESIGNER.
2. CONTRACTOR TO NOTIFY ARCHITECT OF ANY DISCREPANCIES THAT MAY AFFECT APPLICATION OF FINISHES, INCLUDING DISCONTINUED OR DELAYED MATERIALS PRIOR TO ANY PROCEEDINGS. NO SUBSTITUTIONS ALLOWED WITHOUT PRIOR ARCHITECT APPROVAL.
3. CONTRACTOR IS RESPONSIBLE FOR FIELD VERIFYING ALL DIMENSIONS, NOTIFY INTERIOR DESIGNER OF ANY DISCREPANCIES.
4. CONTRACTOR IS RESPONSIBLE FOR MAINTAINING CONDITION OF FINISHES SCHEDULED TO REMAIN. IN CASE ANY SUCH FINISHES BE DAMAGED DURING CONSTRUCTION, PATCH AND REPAIR TO THEIR ORIGINAL CONDITION.
5. ALL MATERIALS TO BE INSTALLED WITH METHODS AND PRODUCTS RECOMMENDED BY THE MANUFACTURER.
6. INSTALLER SHALL EXAMINE CONDITIONS OF SURFACES ON WHICH NEW FINISHES ARE TO BE INSTALLED. CONTRACTOR TO NOTIFY DESIGNER IMMEDIATELY OF ANY DEVIATIONS. BEGINNING OF WORK SHALL CONSTITUTE ACCEPTANCE OF SURFACES AS SATISFACTORY. PREPARE ALL SURFACES SCHEDULED TO RECEIVE NEW FINISHES TO BE SMOOTH, EVEN AND FREE OF IMPERFECTIONS.
7. CONTRACTOR TO APPROVE ALL NEW FINISHES AGAINST DEFECTS, IF ANY DEFECTS IN MATERIALS ARE FOUND, DO NOT PROCEED WITH INSALLATION. NOTIFY THE MANUFACTURER AND DESIGNER IMMEDIATELY.
8. PROVIDE A TEST FOR WALLS TO IDENTIFY EXISTING PAINT TYPE TO ENSURE COMPATIBILITY WITH NEW PAINT.
9. INTERIOR WALLS, DOORS, TRIM AND OTHER NORMALLY PAINTED SURFACES SHALL BE REPAIRED, PROPERLY PRIMED, AND PAINTED WITH AT LEAST TWO COATS OF PAINT.
10. PREPARE A THREE MINUTE PAINT APPLICATION TO TEST A MINIMUM FOUR FEET BY FOUR FEET (4'X4') AREA AT RANDOM LOCATIONS FOR INSPECTION BY THE ARCHITECT, ENGINEER, AND APS TO DETERMINE PROPER PREPARATION AND APPLICATION OF PAINT FINISH.
11. U.N.O., ALL WALL SURFACES ARE TO RECEIVE TWO FINISH COATS OF SEMI-GLOSS LATEX PAINT OVER A PROPERLY PREPARED AND PRIMED SURFACE. THIS INCLUDES AREAS OF HIGH TRAFFIC AND OR ABUSE SUCH AS KITCHENS, RESTROOMS, CORRIDORS, ETC. FIRST COAT SHALL BE TINT COAT WITH DIFFERENT COLOR THAN FINAL COAT OF PAINT.
12. ALL ACCESS PANELS, GRILLS, ETC ON WALL OR CEILING IN SCOPE TO BE PRIMED AND PAINTED TO MATCH ADJACENT SURFACE COLOR.
13. STAIN ALL STAIN-GRADE DOORS AND FRAMES WS-1, PAINT HOLLOW METAL AND PAINT GRADE DOORS AND FRAMES P-3 SEMI-GLOSS, U.N.O. PAINT STAIR STRINGERS AND RAILINGS P-3 SEMIGLOSS FINISH, U.N.O.
14. SEE REFLECTED CEILING PLANS FOR DETAILS ON ALL AREAS WITH GYP BOARD CEILINGS AND FINISHES
15. ALL SOFFITS, HEADERS AND CEILINGS TO BE PAINTED FLAT FINISH. ALL PAINT GRADE MILLWORK AND TRIM TO BE PAINTED SEMI-GLOSS FINISH. ALL STAINED MILLWORK TO BE SATIN FINISH, U.N.O.
16. ALL FLOORS SHALL BE TESTED FOR MOISTURE CONTENT PRIOR TO THE INSTALLATION OF THE FINISH FLOOR. DO NOT INSTALL FLOORING MATERIAL WHEN THE MOISTURE CONTENT EXCEEDS THE MANUFACTURERS RECOMMENDATIONS. ALL TEST REPORTS SHALL BE SUBMITTED TO THE APS PROJECT MANAGER PRIOR TO INSTALLATION OF FLOORING MATERIAL.
17. PROVIDE SEALANT IN ALL AREAS TESTED POSITIVE FOR LEVEL OF MOISTURE CONTENT ABOVE FINISH FLOOR MANUFACTURERS' REQUIREMENTS.
18. ALL FLOOR COVERING TRANSITIONS AT DOORS SHALL OCCUR UNDER CENTERLINE OF DOOR, U.N.O.
19. CONSULT WITH DESIGNER ON ANY WALL BASE OR FLOOR FINISH TRANSITION ISSUE PRIOR TO ANY WORK.
20. PROVIDE FLOOR TRANSITION STRIPS WHEREVER FLOOR TYPES CHANGE. ONLY METAL TRANSITION STRIPS WILL BE ACCEPTED.
21. INSTALL VCT MONOLITHIC, UNLESS NOTED OTHERWISE. CONTRACTOR TO APPLY EIGHT COATS OF WAX IN ANY CORRIDORS WITH VCT AND SIX COATS OF WAX IN ANY CLASSROOMS WITH VCT USING ATLANTA PUBLIC SCHOOLS APPROVED WAX. THE FINAL TWO COATS ARE TO BE APPLIED AFTER THE SCHOOL MOVE. ALL WAXING SHALL BE PERFORMED BY THE APS SITE CONTRACTED CUSTODIAL FIRM AND THIS COST SHALL BE INCLUDED IN THE CONTRACTORS/CM FIRMS BIDS.
22. EPOXY GROUT TO BE USED WITH ALL TILE THROUGHOUT SCOPE OF WORK. A GROUT RELEASE IS TO BE USED ON ENTIRE SURFACE PRIOR TO INSTALLING EPOXY GROUT, U.N.O.
23. DO NOT INSTALL TILE OR CARPET OVER DRAINS. DO NOT INSTALL TILE OR CARPET OVER EXPOSED JOINTS.
24. EXTEND FINISHES INTO CLOSETS U.N.O.
25. FOR ANY NEW CASEWORK, PL-1 TO BE USED FOR CABINETS, AND PL-2 TO BE USED FOR COUNTERTOPS. U.N.O.
26. CAULK/SILICON ALL MILLWORK WHERE IT MEETS WALL. CAULK/SILICON WALLCOVERING WHERE IT MEETS DOOR/WINDOW FRAMES. CAULK ANY VCT OR SHEET VINYL AT DOOR FRAMES.
27. DESIGNER TO COORDINATE KEYING REQUIREMENTS ON BEHALF OF THE OWNER WITH CONTRACTOR FOR ALL MILLWORK LOCKS.
28. CONTRACTOR TO COORDINATE LOCATION OF GROMMETS IN MILLWORK WITH ARCHITECT OR INTERIOR DESIGNER PRIOR TO DRILLING. GROMMET COLOR TO MATCH SURFACE IN WHICH THEY APPEAR.
29. ALL WINDOWS THROUGHOUT ENTIRE SCHOOL TO RECEIVE WT-1 U.N.O. WINDOW BLINDS SHOULD NOT BE INSTALLED IN CORRIDORS OR KITCHENS.
30. FOR ALL SOLID SURFACE WINDOW SILLS, USE SS-1.
31. FOR ALL WALL GRAPHICS U.N.O., WALL TO PRIMED WITH ZENZER BULLSEYE 123 PRIMER PRIOR TO GRAPHIC BEING INSTALLED. MINIMUM 1 WEEK CURING TIME REQUIRED FOR PRIMER PRIOR TO INSTALLATION OF GRAPHIC. AFTER PRIMER HAS CURED, 3M ADHESION TEST KIT TO BE CONDUCTED PRIOR TO INSTALLATION WITH A MINIMUM OF 350 GRAMS OF ADHESION BEING REQUIRED. RECOMMENDED WALL TO BE CLEANED WITH 70% RUBBING ALCOHOL / 30% WATER SOLUTION PRIOR TO GRAPHIC INSTALLATION. RECOMMENDED QUALIFIED PRINTERS/ INSTALLERS INCLUDE PARALLAX, DPS INC., MILLER DECALS, AND SQ INSTALLERS. IN ADDITION TO PRINTING AND INSTALLATION CHARGES, MAINTAIN $15,000 ALLOWANCE FOR DESIGN FEES FROM PRINTER.
32. FOR THE EXTERIOR, ALL RAILINGS, METAL DOORS, METAL FRAMES, LOUVERS, EXISTING DUCTWORK, AND STEEL LINTELS TO BE PAINTED P-3 SEMI-GLOSS. FOR THE EXTERIOR, ALL WOOD TRIM, SOFFITS, AND GABLES TO BE PAINTED P-4 SEMI-GLOSS.
33. ALL CLASSROOM TEACHING WALL

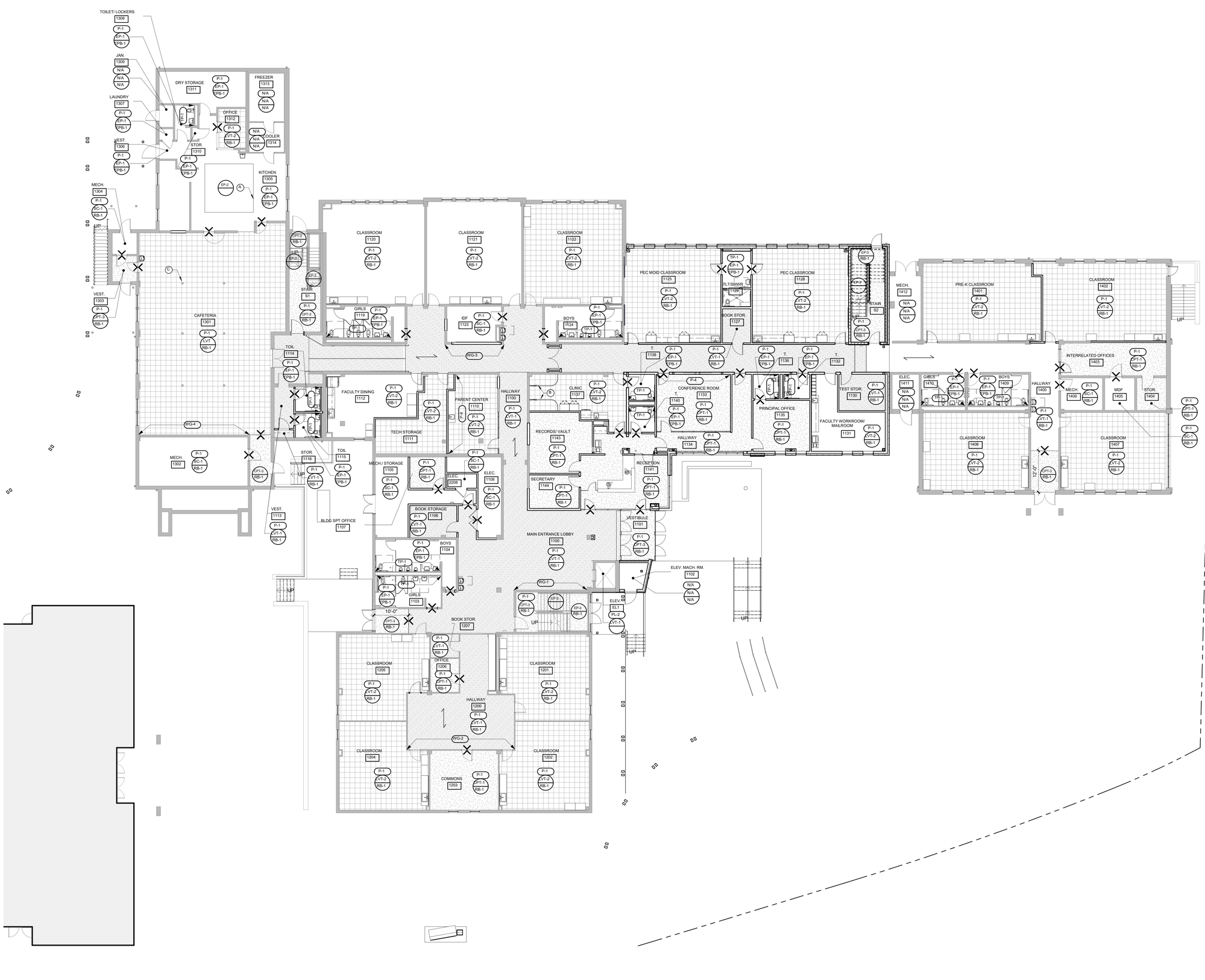

SHEET NOTES- A701

NO.	COMMENTS
A	EP-3 FLOORING TO BE INSTALLED UNDER COOKING HOOD (APPROX. 200 SF). ALIGN PERIMETER OUTLINE OF FLOORING SURFACE WITH COOKING HOOD OVERHEAD. TRANSITION BETWEEN EP-1 AND EP-3 TO FOLLOW MANUFACTURER'S STANDARDS AND BE AS SMOOTH/ SEAMLESS AS POSSIBLE WHILE FOLLOW ALL ADA GUIDELINES.
B	I-BEAM CURTAIN TRACK SYSTEM BY ABBA CONTRACT. PRIVACY CURTAINS TO BE MADE USING FB-1. SEE A700 FOR MORE INFORMATION.
C	PAINT COLUMNS P-3 SEMI-GLOSS. TYPICAL.

CDH ARCHITECTURE
675 Tower Road
Marietta, GA 30060-6958
770.423.0016
www.cdhpartners.com

COPYRIGHT © 2019 by CDH PARTNERS INC.
All rights reserved

ATLANTA PUBLIC SCHOOLS

HUMPHRIES ELEMENTARY SCHOOL RENOVATIONS & MODIFICATIONS

3020 HUMPHRIES DRIVE, SE
ATLANTA, GA 30354

PROJECT NO:	18080.00
SD SD PACKAGE	11/16/2018
CD 50% CD	03/11/2019
CD 95% CD	04/15/2019
CD 100% CD	05/15/2019

STATE OF GEORGIA
MELISSA ANNE ANDREW
5-15-19
CERTIFICATE NO. 32818
REGISTERED ARCHITECT

SHEET TITLE

FINISH PLAN - MAIN LEVEL

SHEET NUMBER

A701

SYMBOLS

- WALL FINISH
- FLOOR FINISH
- WALL BASE
- FLOOR FINISH TRANSITION
- ACCENT WALLS
- MATERIAL DIRECTION
- FINISH NOTE
- CORNER GUARD

A1 LEVEL 100 FINISH PLAN

A701 | 3/32" = 1'-0" | A1/ A200

5/16/2019 12:27:05 AM

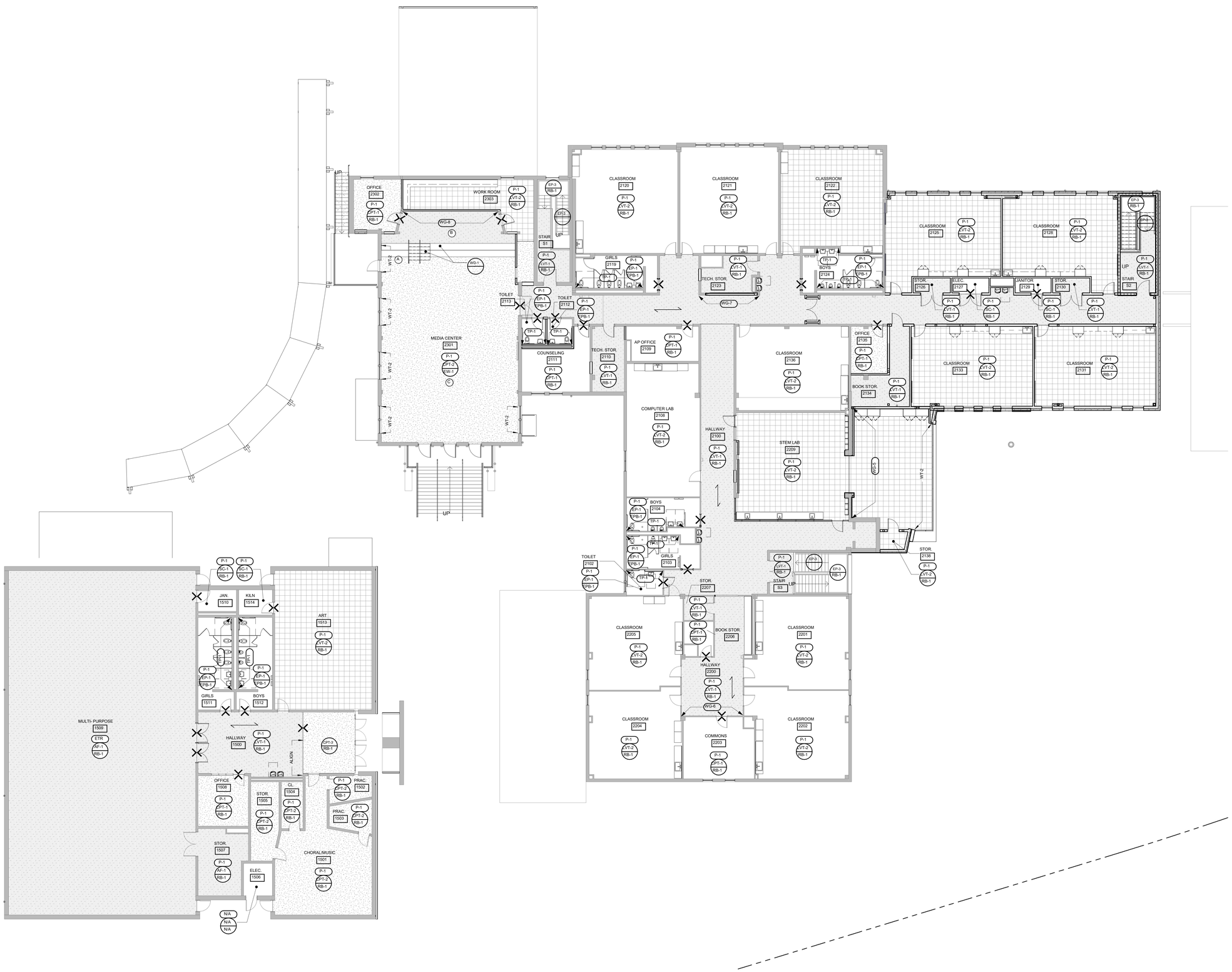

SHEET NOTES- A702

NO.	COMMENTS
A	WT-2 AT CLERESTORY WINDOW ABOVE DOOR.
B	EXISTING WOOD FLOORING ON PLATFORM TO REPAIRED AND FINISHED TO LIKE NEW CONDITION.
C	ALL WOOD TRIM TO BE PAINTED P-3, SEMI-GLOSS.

SYMBOLS

- WALL FINISH
- FLOOR FINISH
- WALL BASE
- FLOOR FINISH TRANSITION
- ACCENT WALLS
- MATERIAL DIRECTION
- FINISH NOTE
- CORNER GUARD

A1 LEVEL 200 FINISH PLAN

A702 | 3/32" = 1'-0" | A1/ A200

CDH ARCHITECTURE
675 Tower Road
Marietta, GA 30060-6958
770.423.0016
www.cdhpartners.com

COPYRIGHT © 2019 by CDH PARTNERS INC.
All rights reserved.

ATLANTA PUBLIC SCHOOLS

HUMPHRIES ELEMENTARY SCHOOL RENOVATIONS & MODIFICATIONS

3020 HUMPHRIES DRIVE, SE
ATLANTA, GA 30354

PROJECT NO: 18080.00

SD	SD PACKAGE	11/16/2018
CD	50% CD	03/11/2019
CD	95% CD	04/15/2019
CD	100% CD	05/15/2019

STATE OF GEORGIA
MELISSA ANNE HARPER
CERTIFICATE NO. 20808
REGISTERED ARCHITECT
5-15-19

SHEET TITLE

FINISH PLAN - UPPER LEVEL

SHEET NUMBER

A702

5/15/2019 12:27:12 AM